

Camping trips

| | | | |
|-----|----|------------------------------|-------------------------|
| Th | 20 | Steve + Fred | |
| Fri | 21 | Graham, Sherry, Harry | |
| Sat | 22 | Gavin, Dirk | (Martin + Tony out) |
| Sun | 23 | Paul C, Stewart, A.W. Otter. | (Steve, Fred, Paul out) |

Thurs 20th July

A slow wake up. Problem with tent next to the path in the clonking cows that slowly stomp past from 5am onward. I'm so seized up in the mornings - not specifically my back problem, just general seized-up-ness. Still, on with the show. All I have to do is to carry two tacklebags to the camp. Despite six expeditions, the deepest I've been is ~ 650m for 20 hours or so. Another great leap forward in the life history of -

S.C.P.

Th 20789

Gavin has gone portering to the end of the nfts. He will NOT go beyond the nfts. He will NOT go down G.S.P. He should be back by 18:00, if he is not back by 20:00 call out the rescue.

Left B out at about 2:30 after 3 1/2 hr trip. No problems other than when I dropped my chest harness down G.T.P.. Met the others at Crippen.

S/.

Before the rain arrived 20/7/89

(32)

Moon luminescence casts a shadow
over a distant ridge.

Full magic provocatively joking peace
Not possible in this arid land
All set up ~~to~~ on a hill.

The ~~rasping~~ rasping dry earth
Set to dust
A precious commodity
To be bestowed awaits.


And yet ~~despite~~ despite the inhospitality
A permanent lushness is on display.
The more hardy ~~seekers~~ seekers of moisture
Dig, Dig, their roots deeper.

A world underneath the soil.
Worm holes from a by-gone time
Dry places to play
Before the rain arrives.

Gramam/Veston/Florry, 20/7/89

walked around 53/5 area hillside looking
for caves Nothing. Tried digging 53/5.

G found a promising cave. Worth a look.
with proper gear.



The boulder which blocked ~~Cuba~~, I, & H's path in 53/5 is now smaller and can be lifted out. Way on ~~is~~ looks small. Freezing gale as usual. There seems to be a cave about 15m above 53/5, but this might be hard to get to.

Stuff needed underground

~~Sticks~~ ~~bags~~

Potato

Peanuts

Carbide

22/7/89 Misty from mid-morning. John to Arco. Found Su Yang in charge of cooking, but everybody else underground. I intend to do as much as possible in the area, and link up to work done from Ereina. The Arco bowl is already proving very complex. An Arco Master Map is in preparation, and the larger Base Camp Master Map (which includes Arco) may be seen at Base. The most interesting results so far are: Enol & Ereina inflows & outflows; ~~Ed~~ Hoye la Madre via Bobias to Las Fuentes — heading for top camp caves!



John

24/7 / Monday /

Hints for underground camp. etc.

- Even if you don't normally, take Lomolol at least on the last full day - ^{it's} very getting to go for a shit & then I have to carry it out. ^{May} as well carry it out in bowels. This is especially the case if Graham films you crapping & asks you to smile at the camera.

- The nasty rebelay on Just Awesome. These caused me & others endless hassle. A simple solution would be to fit a mailon to each, thus:



Then you can clip into the knot ^{the} rather than the knot in the belay mailons, and it is easy to ~~to~~ get the short cow-tail out as it is not attached to a loaded part of the system.

Otherwise these are both very difficult & strength-demanding changeovers.

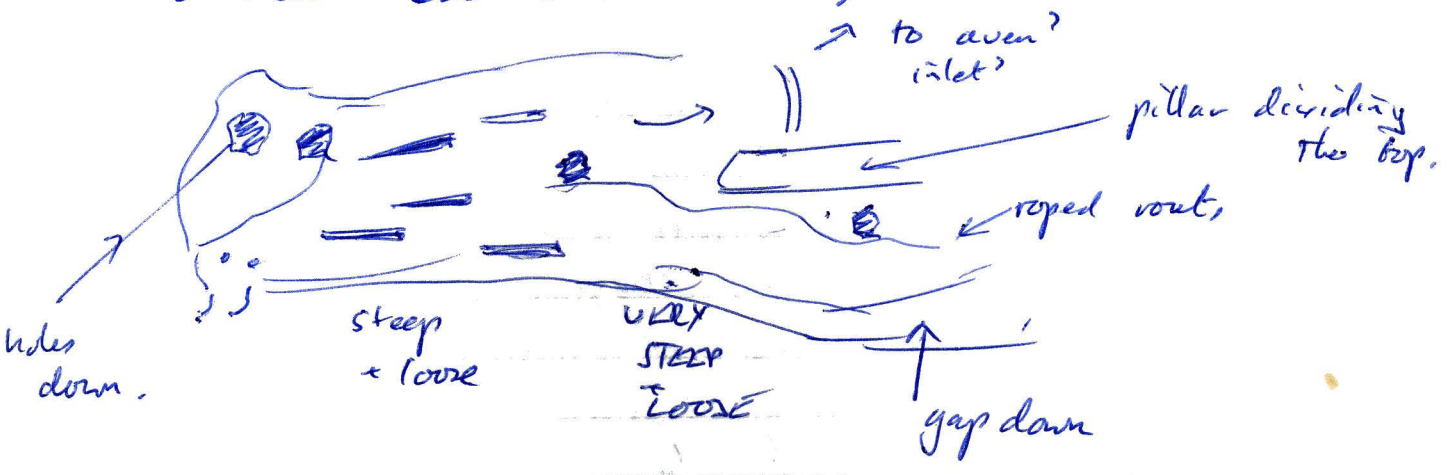
The camp needs:

More cooking utensils - pots & ~~as~~ big spoons, etc
Saxton, cream if not liquid - currently no means of cleaning up after shitting

Always carbide - a lot gets used.
Rope

NEWS

Downstream Still no go over Drusilla. Fred + I + Paul climbed (well, Fred + Paul climbed + I lifelined) up the top of the big sloping boulder chamber (~~the~~ "ABERFAN"?)



Some of the hides might go. We shall see when the ~~was~~ others come out.

The London Underground

Team video (Cochran, Sherry, Wrodek + Harry) Found a MASSIVE PASSAGE (40m wide they say) heading downstream from high up in the Just Awesome - its at the top of a 40m climb at the top of the rubble heap. Was being surveyed as I left. We could see their lights level with ours at the top of the upper 50m pitch - J.A. This passage may be the easiest route down stream - it appears to be the fossil stream route before the ~~see~~ waterfall was formed.

Impressions -

The nice bits are very nice. The bits Heel Martin didn't photo are grotty & grubby & chokey. Camp - weird to wake up to complete slackness + persuade yourself to get up & MAKE it light. Fred lost some gear & thought it would be better to look for it in the morning 'when it is light'!

I bust my carbide base & came out on the electric - no probs. Mel Stuart & I in the rifts at about 7pm.

Please write in the log, it helps later documentation of trips etc, & can make interesting reading later!

Steve

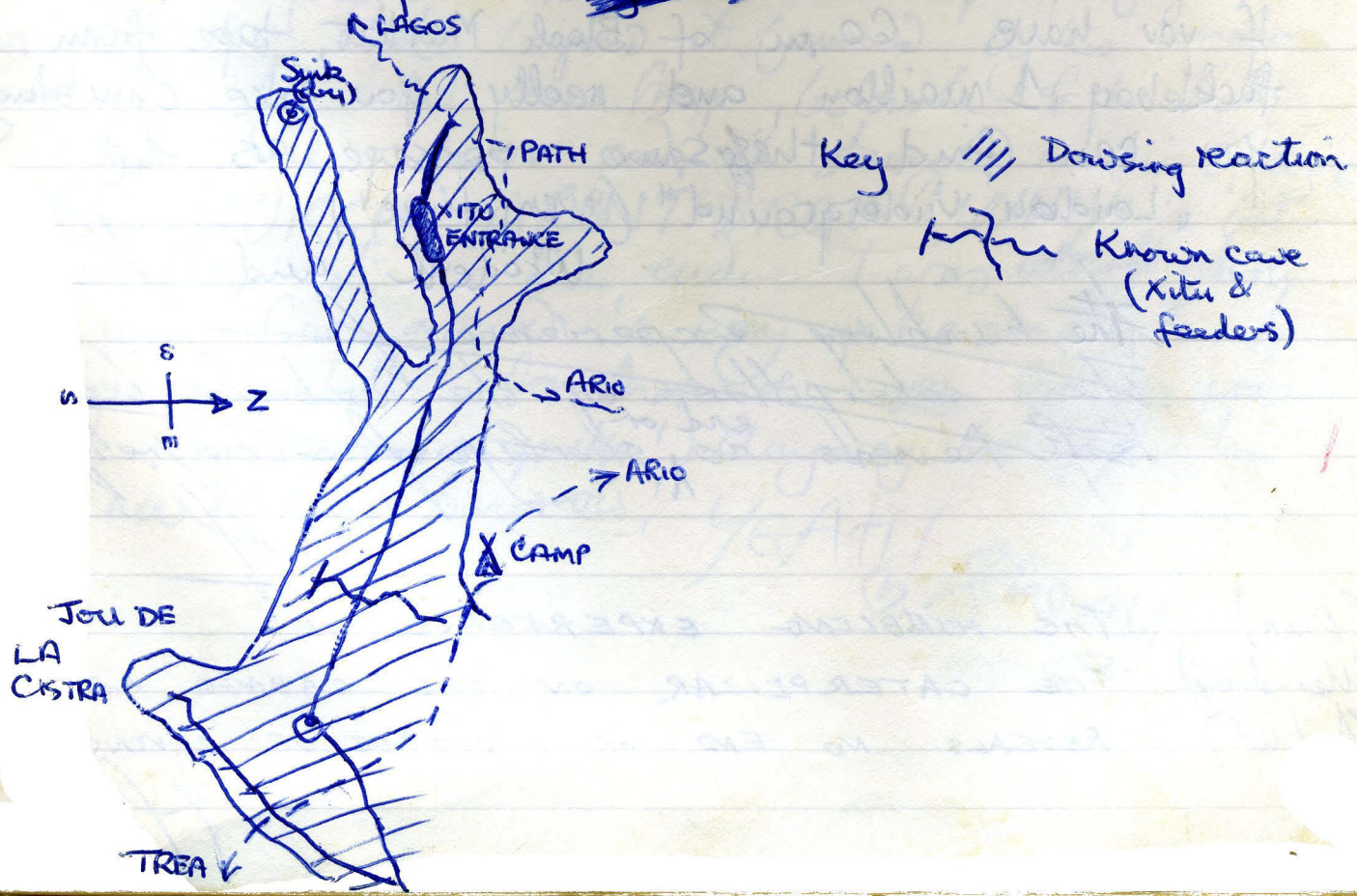
There is a hammer missing from a bolt bit. Is it down 55/5? As it's a nice one can you replace it with the broken one now used for smashing carbide.

Cheers Dave.

24/7/89 Come up, said hello and went Dave

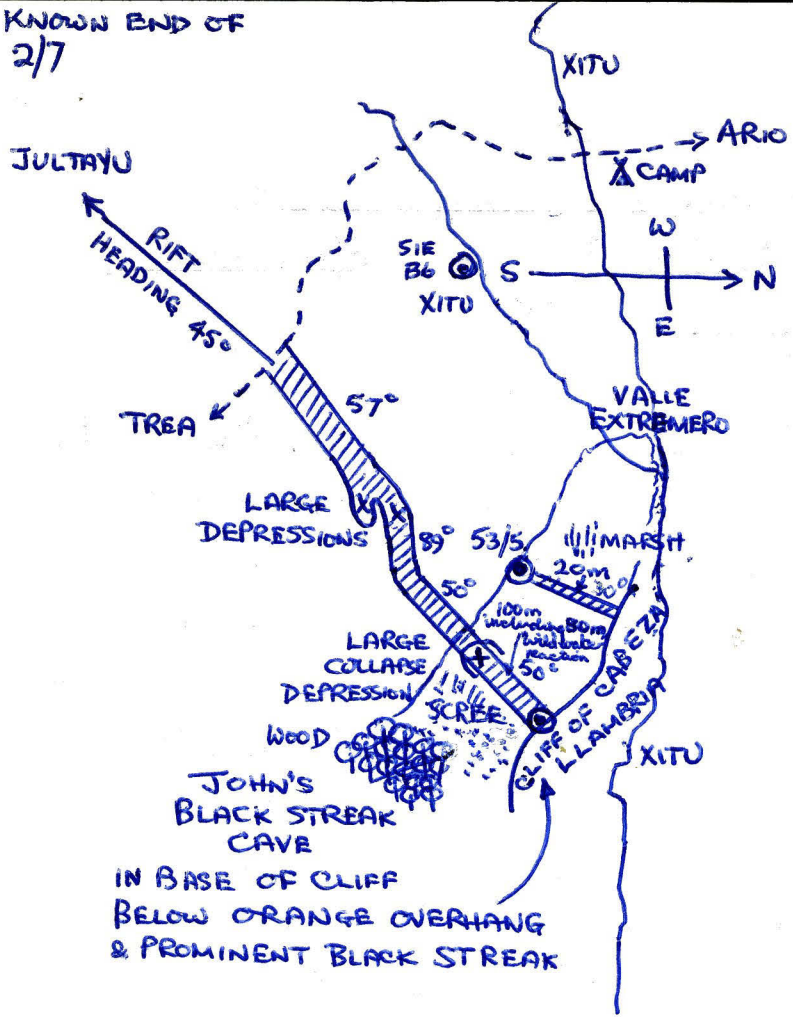
23/7/89 Misty all day and some very heavy showers & thunder. Cold & damp. A complete waste of a day for surface work.
John.

24/7/89 Misty on the tops but sunny & warm below. An exciting day dawdling. Apart from following much of Xitu (including an unknown top feeder?), traced 53/5 and located the master cave at the lip of Valle Extremero (just at the top of the 45° scree above the wood). A small cave entrance was found at the base of the Cabeza Llanbria cliff below an orange overhang and prominent black streak. Has this been seen previously? It may be important, as it is right over the streamway. I went in with a hand torch but only saw a boulder choke (dig?). There is also a collapse depression over the streamway. Reaction is 80m wide, of which 60m is a "wild water" master cave reaction. If the cave is 10m wide this indicates about 30m deep below surface at this point. 53/5 runs about 10m below the surface, on a different heading, but it may be a high level feeder. I predict that the master cave will pass ^{over} ~~the~~ Xitu inside Cabeza Llanbria, and that Xitu will be a feeder ~~at high level~~ much nearer Culiebro.



KNOWN END OF
2/7

38



All bearings magnetic

- Key
- Drowning Reaction
 - Known cave
 - Scree
 - Wood
 - Large depression
 - Marsh

A work of art, isn't it?

John

22.07.88

If you have 60 m of Black Marlow, tape from tacklebag, 1 mailon, and really you like climbing, you can find this same passage as the "London Underground" (every time) Whodunnit and Harry.

~~The humbling experience of the caterpillar on the cabbage leaf. Ref reveals no shortage of caving grief!~~

(Down)
(Meandering)
(And up)

THE HUMBLING EXPERIENCE OF THE CATERPILLAR ON THE CABBAGE LEAF REVEALS NO END OR SHORTAGE OF CAVING GRIEF!

[Signature]

Video Camping Trip emerges 24/7/89 Sherry Wtodek
Graham Harry

I'm completely bugged & so is everyone else (except
Wtodek maybe who is far too hard for his own good)
Well we did quite a lot. Day 1: carried back
gear down the cave. Day 2 - Wtodek + Harry
abandon video to push a desperate climb in "Just
Awesome" & find 1 km of huge passage. Sherry
& Graham video from "J.A" to near the camp
(joined by Harry & Wtodek at Mesopotamia)

Day 3 + Wt - Gr. & Sh. survey the London
underground - it is 1 km long & 50m wide
in places - beautiful cave pearls near the start!

Harry goes with streamway pushers & finds
a way over Ch. Drunka. Day 4 - Exit the
cave: 100's of metres of pushing with tacklebags
ugh ugh ugh. Riffs with tacklebags

AARGH URGH (that was me in paradise)
7th Heaven squeeze - Graham ended up hanging upside
down into the hole beyond it (pinned by his ammo
can - I free the can from below & he falls
into the hole - poor sod. I struggled in this squeeze
AARG UURGH GRUNT URGH UUNHH! but
got thro' it in the end. I was utterly
shagged from around 1/2 way up the shafts &
went downhill from there on - even Graham was
tired! (So I was a pulp!) Anyway the pain has
ended now - bees tomorrow! YEAH!

Sherry

London Underground.

GOES FOR ~ 1 KM
Average 40 m wide
can't see roof of any stage
(Echoes about 8 sec)

