



(Stone Thomas' actually, and if you get that old require spent too long then - go ^{carving instead!})

P.S. Dave Heatherington new site for the kitchen is all very well, but its BLOODY CO2D + draughtly. Needs a tarp or two to shield it. Take some deckchairs down while you're at it to enhance that new concept in DUCC carving: Festering at The Underground Camp.

Competent Stuart* and Dave also went camping. Stuart hasn't written it up, and if I don't it ^{now} will get buried in accounts of mega festers at camp.

We got into the cave at 13:00 on Wednesday 2-8-89. We were on the Big Ledge by 17:00. Stuart was still on the Big Ledge at 18:00 while I dangled around beneath it putting a bolt in. The intention of the bolt was to make the final rebelay




We got into London Underground and dutifully followed the cairns. Until they ran out. I stopped at the last cairn while Stuart went scouting ahead, and then I saw a further line of cairns, so we headed for those. We reached them, and then both confidently strode off along the path - in opposite directions. After a certain amount of full and frank exchanging of views we found the right way. Suffice it to say that I cooked supper for Stuart for you to work out who was right

Next day dawned in the usual way - someone turned on a light, and sat ~~about~~ dozily up and proceeded to scratch themselves vigorously. Stuart and I went pushing. We verily stomped along the stream to the Brusilla bypass. I was feeling hard

* This should be read as "Competent Stuart - pause - and Dave"

done - by because I had the tackle bag (full of food). Stuart found another one full of rope & rigging gear, and as soon as I had felt the weight of it I stopped feeling hard done-by.

We climbed up the new climb (is it colostomy climb? Or is it somewhere else?). We messed about in the chamber. The only non-suicidal possibility is as follows:-

- ① Turn right off the pitch head
- ② Go down some white flowstone stuff. → put a rope on, rig off flake on,
- ③ Before you is a & thin rock/flake thin shape: 
- ④ On the other side of this is a short drop into a channel which drops steeply from (R) to (L) into a very deep hole indeed. I cut two footholds in the floor of the channel
- ⑤ Across this channel is a way on (?):



We couldn't continue because a bolt broke on the driver and wouldn't come off. So we came back to camp.

Next day we carried bags to the bottom of Cemetery Gates.*

Next day (and night) we detackled.

Next day we pestered.

(*Horses 'cos they let themselves in for a lot more than they expected)

8/7/89 Steve Lynn Dave H. Roy, Paul M. More detackling.

Please read this so you don't have to wake me up and some ungodly how of the night to find out what went on.

Basically: Steve and Lynn took a 3 bags each and bagged off out. The rest of us took what was left and moved it to the top of Passenists. There are now about 7 bags here and a big pile of stores. This was removed from all the pitches and brought up as are 900 in or length. All the obscure hardware were left in and only obvious ones removed. (The grease is in the smallest) green tackle bag.

*See Steve's gc of what we ate thereafter

This write up omits cursing, swearing, ropes jamming, sitting around freezing and all the other things that go to make detaching the pon game we all know and love so well...

P.S. Unfortunately on the way out I found some more passage.

The Somnambulist Series (look it up!) starts by sawing off 7th floor about 3m below the deviation. It's the first obvious hole in the wall and has a winking great spike next to it. When you get stood in it 2 ways go off.

1. an unexplored tight rift to the left.
2. The main way: up and along a rift to a hole in the floor. This drops into a nice descending ramp which doesn't go anywhere but has some huge calcite crystals in the roof. Traversing over the hole gets to a tight bit. The rift beyond here is unexplored and may bypass Paradise.

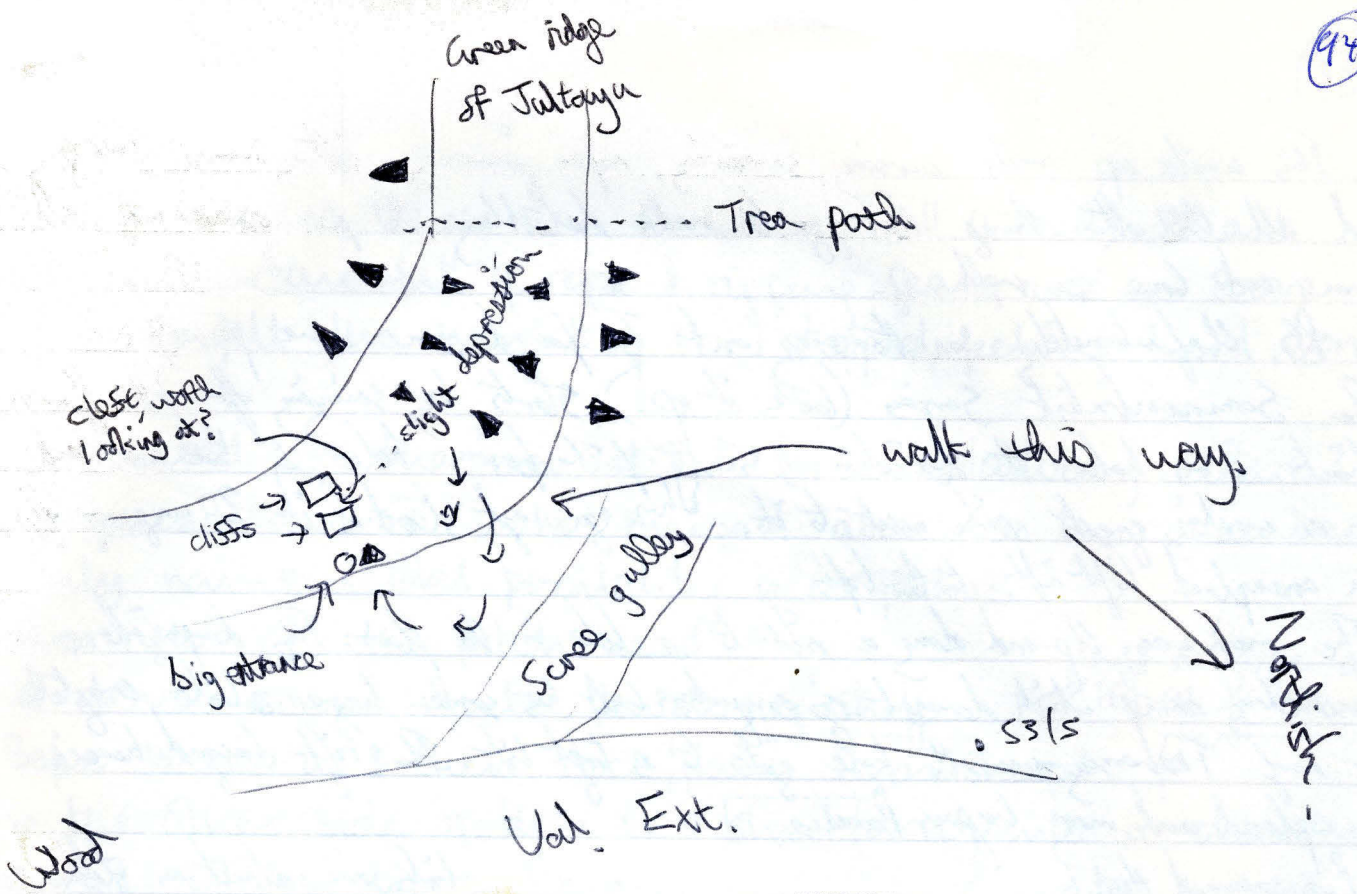
Be warned though, the entrance and a few other bits are about as stable as your average Latin American Dictatorship so have a care if people are in the rifts below you

Wandering in Area 4

Went for a walk in area 4 with the aim of trying to find downing 53/5 at the top of the Cabeza Llanoria diss. Couldn't find anything but found a few holes

1) On in the cdt between Cabeza Verde and Cabeza Llanoria in the SE facing cliff to the \textcircled{R} , about 30m down is a 10m diameter phreatic tube going in a few metres to a wide 15m shaft landing on a sloping boulder floor. Worth a look. *

2) From Cab. Llanoria a very large entrance is visible the other side of the Val. Extr.



I'm sorry this isn't a very good map, but it's as good as I could do from the top of the next mountain. I'll try to locate the entrance and draw a better map.

3) Further up the green ridge from the tree path, on the other side is an obvious large hole in the diff, with trees growing from it. (remarked upon by various other people) from Cab Lam it looks fairly deep. It is also roughly over Z17. Worth looking at (absail down from ridge?)

4) There is an enormous phreatic entrance the other side of the gorge, about the side of L.H. 9.

Gavin

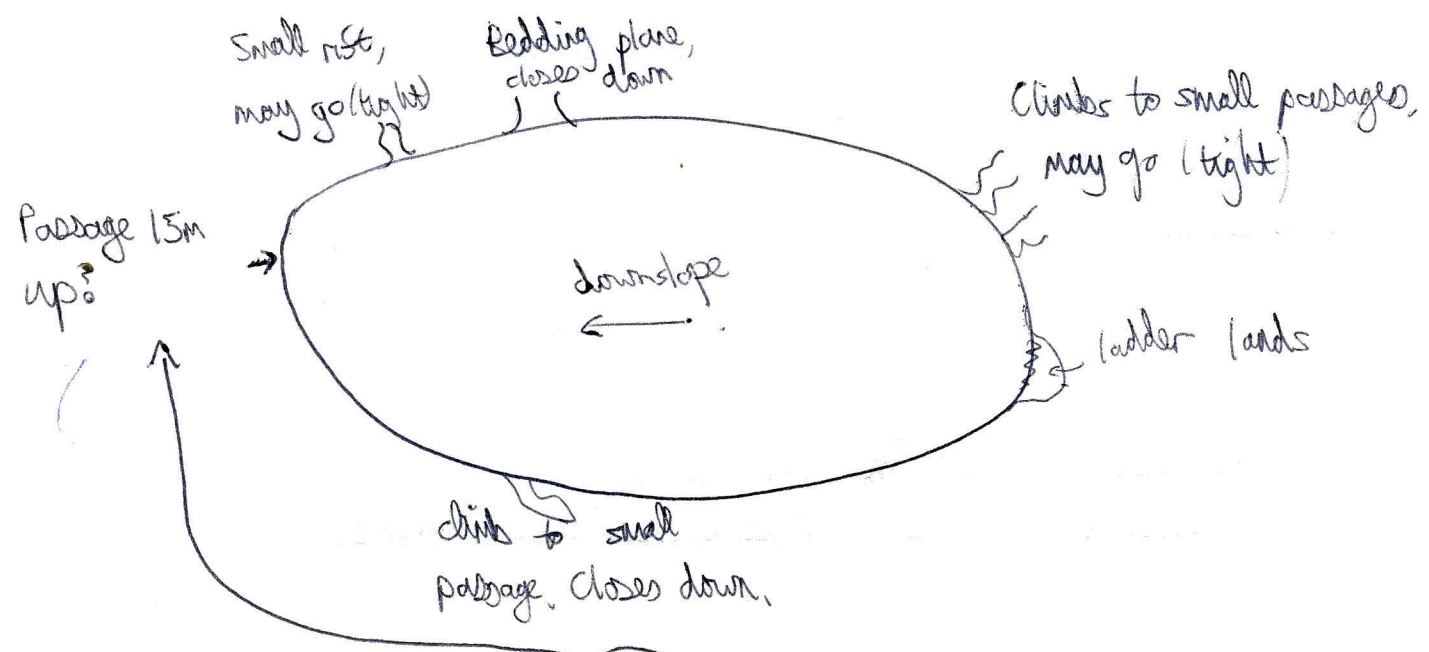
* PS Iestyn thinks he's looked at this (cave 2, 1/8/89)
 * PPS " " " " " " (seen from cave 2, 1/8/89)

Shaft Bashing

Nikki + Gavin

12/4 : (Cave 1 ~~above~~ above)


2 shafts down, 1 big (5m diam), 1 smaller (2m diam)
We rigged down the small one (P12 ish, off a block with
thread back up), to chamber



At the top, a squeeze (under a bit of flintstone opens (needs hammering) opens out, probably here), although it may be possible to traverse round to something else.

This cave is interesting; the entrance looks like a large phreatic tube, and there is a similar tube opposite, but both seem to close down. Also, it is formed in conglomerate rather than solid limestone, but I don't know the relevance of this.

More shaft bashing. Paul found a v small draughting hole near 2/5 about 100m from camp and dug it out



It is a small descending vadose passage. I dug the 1st 3' out but it needs something small to get through a tight squeezer. P.S. It draughts

10.8.89 I want to talk to you about HYGIENE This is to help to explain why lots of people are being ill at the moment. As far as avoiding nasties are concerned, the following are NOT ON :-

- ① peeing ~~within~~ 10 feet ^{from} Big Eric.
- ② crapping ~~within~~ 10 yards ^{from} the carbide dump.
- ③ leaving carving kit and underwear on or near the food.
- ④ leaving pans of food uncovered.

I have seen all the above transgressions being committed (or evidence for them)

A further list of do's & don'ts

DO - wash your hands before eating or cooking
 - cover up your droppings completely [The two piles on the path to P/S are inexcusable]

DON'T - cook if you're ill.
 - leave your underwear lying around the food tent.
 - leave half used vegetables open to flies
 - put bread on the ground do wrap it up so it doesn't go stale
 - chop vegetables in the food tent, do it outside - the floor of the tent is covered with little bits of tomato, beans

and onions

- walk over plates or food (bits of grass drop off your feet and pollute them)
- put clean washing up straight onto the ground
- leave bog roll on top of the food
- eat leftovers until they are piping hot (i.e. boiling)

I'm going to write something on the next page \leq !

I've left a little gap for you to add your own comments. P.S. This little diatribe is due to the deplorable state in which the food tent was left for Ray, Roger and me. It was utterly revolting.

MORAL: Don't leave the tidying-up for someone else, do it yourself. That way we don't all get ill. David

_____*

ROGER "I emptied an entire beauty spot once" MOSS

AN INTERESTING ENTRANCE (Act I of Dicks "Gonads in Paradise"?)

Walk up the Green Ridge of Jaltaya, following the left-hand edge. When you are above the height of Cabeza Clambria, but just below Cabeza Verde. *, on your left will be a large bowl, with its bottom edge open to the Trea path (over a cliff, naturally)

You should be at the height where the back wall of this bowl steepens into a cliff. Skirt round the foot of this cliff. $\frac{2}{3}$ the way round to the other side, you will see a 4m slot in the cliff, the bottom $\frac{1}{2}$ of which is too narrow for a human. Climbing up reveals an interesting set of cascades (dry) going down @ 45°, easy climbing No headtorch. No compass, so it could go/be anywhere.

* This is the peak before Cabeza Clambria nearer to Aris

What David has written on the previous pages is very important. I would like to add to his list of ~~does~~ *
and don'ts

Do the washing up

Don't eat using dirty plates, cutlery etc.

I have been very pissed off at times on this expedition when I have spent several hours cooking a meal, only to find that none of the washing up has been done when I get up the next morning. Everyone has to do their share of the washing up. I wouldn't want an expedition where there is a washing up rota, or where the leader had to tell people to do it, but this may be the alternative

Suggestions for improved hygiene for next year --

A separate store tent for carrying gear + dirty underwear

A ~~separate~~ Saniton bowl by the food tent, to be used by everyone before cooking or eating

Have some kind of rack for storing clean plates etc.

Please add more comments.-

Buy some pan lids

A better water filtration/sterilization set up.

A list of does/doo/do's/doo's and don'ts to be given to everyone

Vegetable storage trays + bread bin

Move Big Tents every two weeks.

* This is supposed to be the plural of "do". I have received the following suggestions on spelling: dos, do's, does, doos
Anyone know which is correct?

- More does/dos/do's/doors and doits
- Do throw rubbish in the bin
- Do carry rubbish down the hill
- Doit leave the lids off jam jars, etc

13/8/84

Fred causes Big Eric to fall over.
 The underside of the groundsheet smells awful.

- In the cave behind site Big Eric is:
- 2x water containers
 - Moruplaks (about 10)
 - 3x Cadder Syrup
 - Pots & pans.
 - Gas. (2x Biggies, ~~two~~
 ~ 10x undugnd cup &oz)
 - CarSide (~ 10kg)
 - Paromite (12 jars - ie. TOO MUCH)
 - Knives, forks, Hags, Spears.
 - A propane cooker.

There was going to be a 'Hands Off' Sign
 but the pen ran out.

Goodbye Arvo! (for the 7th time)

Stroll