
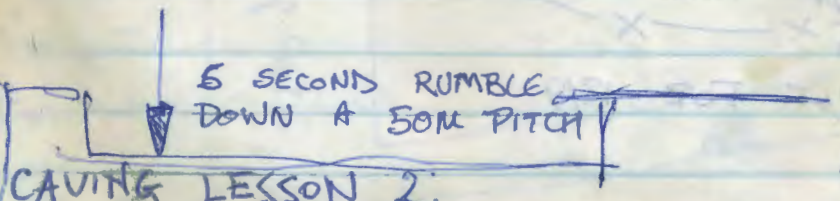


Continued exploration from the previous day. We followed a tiny stream down a \approx 10m pitch and into a very tight rift, then promptly looked for another way on. A small spiraling tube was followed down a couple of climbs to a squeeze. Considerable time was spent enlarging the squeeze but to no avail. The squeeze needs some proper tools for the job. Once past it will form the head of an approx 10m pitch. Further investigation of the 2nd pitch revealed a small window so far unentered, and a phreatic tube which lead to a small choke at the head of a 50m pitches. Wlodek attempted to climb over the choke to garden the pitch head, unfortunately the choke decided to collapse down the 50m pitch, Wlodek managed to run up the choke whilst dodging the roof collapsing to get to a ledge and to some degree of safety.

The 50m pitch was dropped down to a choke. A couple of hours digging revealed a small passage. More digging is necessary.



On exiting from the cave a window was spotted 7m below the rebelay which seems to take the draught.


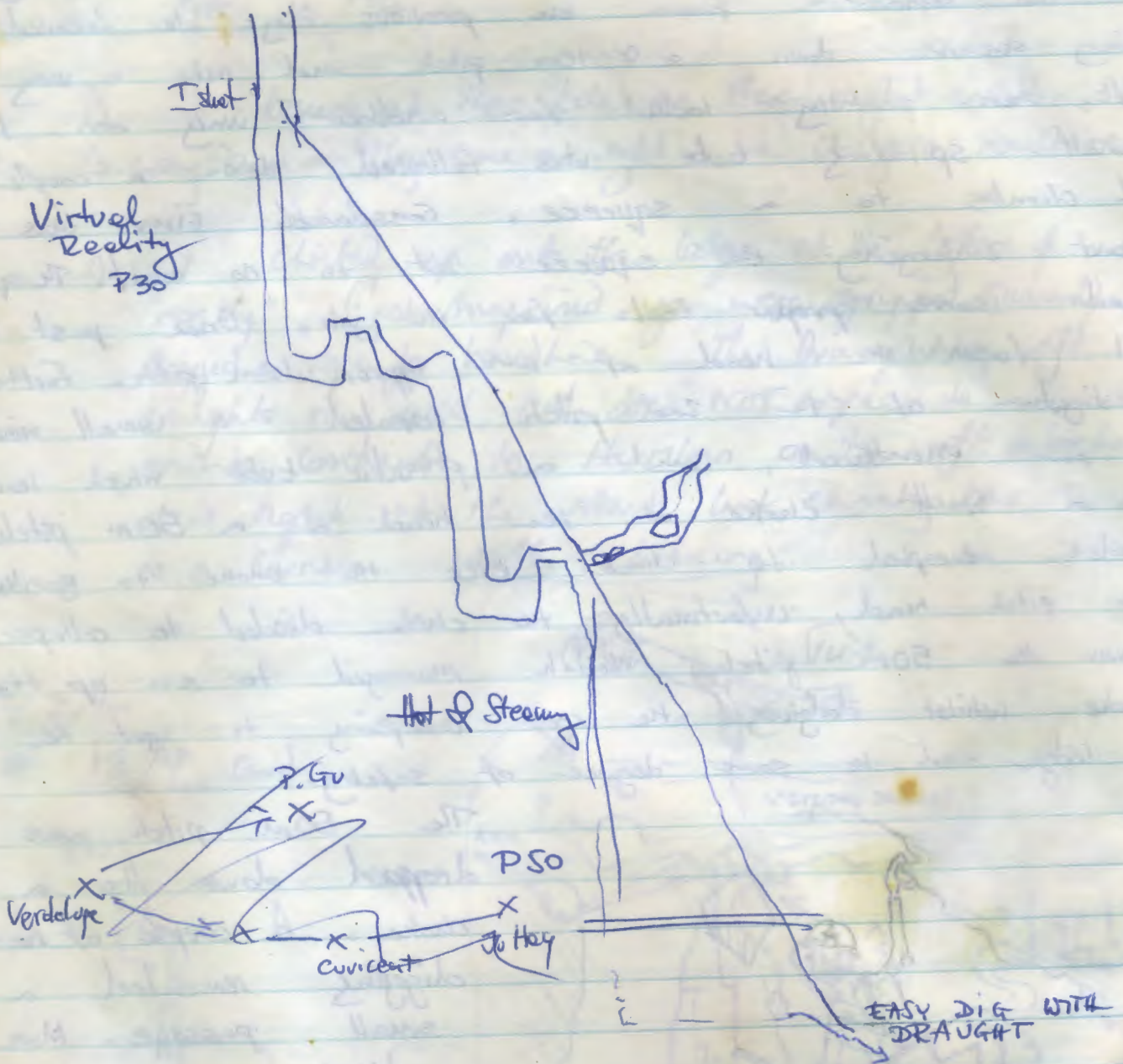



CAVING LESSON 2.

BE FASTER THAN COLLAPSING BOULDER CHORE OVER 50m SHAFT.

22

18/9





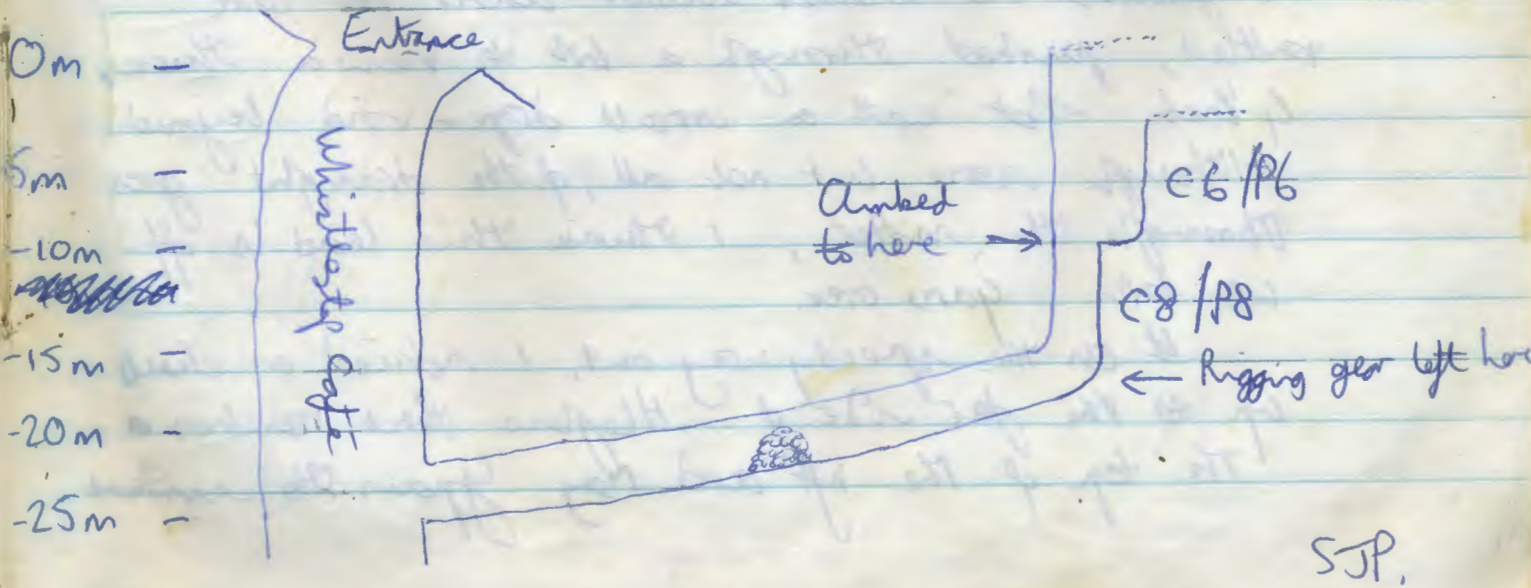
18/9
Grade 0

Moll will tend to Gurdle - Quate No 2

11-7-92 764 Steve^P & Mick

Team not very acc next to look at Pedant's folly - however above mostly. Team not very acc had one hangover (still, in the middle of the afternoon) and one light that wouldn't work. In spite of these handicaps we reached the folly, peered around it and decided it was a Perantless Pedant's Folly so went back up a further round in the light on Whistle stop Cafe. Steve got very excited about adding height rather than depth to the cave & climbed up something he then found he wouldn't reverse. Mick went to fetch a rope but without bolt, bit or commercial nuts. Steve decided to slither down rock rather than try an Indian rope trick. Out early & storm & delicious hot vegie soup meal provided by Anette. Continued...

Inlet into Whistlestop Cafe Grade I survey



SJP,

(2)

Happy Day!

Babies & nappy changing, what a nightmare. It was so nice to wake up and find myself still in the Picos.

Perhaps it was all that alcohol last night. I don't think I'll drink any more alcohol at Top Camp... maybe the same or a little less, but not more.

Thanks to Sanelle for a tasty evening.

Rob

13th July 1994 - F64 got screwed by their younger sister.

Chris, Tim and Alex trundled down to the terminal survey point at the bottom of Harriers, and surveyed 14 miserable legs to the second sister. With just an hour left to work, there was a cruel clusterfuck. I burnt the survey tape, and Alex dropped the bolting harrier into an impenetrable rift. However, a bit of careful fishing with the tape reassembled retrieved the harrier enough for Alex to reach it. We jacked the smaller sister until the core rattled, pushed through a bit to reveal a thick, 4' inch mat. With a small dip + void beyond. Although some, but not all, of the draught goes through the sister, I think this lead is off. We got gave over.

It on the speedy way out, I noticed a climb up to the far side of Harriers that reaches the top of the rift and may bypass the sisters.

This should be checked and a decision made before pulling gear out of Hegless etc. Sped out to rearmure camp that things were ok, then had lots of vodka and they weren't. Much care was found and surveyed.....

July

11th July 1994 F64 Steve + Mick continued

Some notes :-

- ① I traversed partway over the head of Mostly and could see wall a couple of metres behind the holes opposite the pitch head. It appears to just be a slight sideways continuation of the pitch into the rift. Too little potential considering the serious undertaking that would be required to reach it.
- ② The draught at the bottom of Olé Olé Olé seems to be less than at the top.
- ③ The draught, or at least a significant part of it, enters through the inlet into Whistletop Café and not the current entrance.

Steve




26

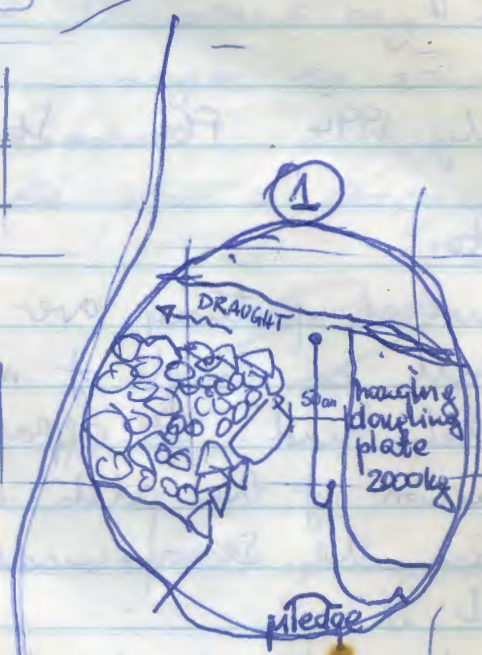
13th July Wodek, Suddat, Anette & Tim

A B C D E F

overhang
boulder choke



AN ETH



1

2

3

4

5

6

7

8

9

Today we was bolting in area A3-C3
Tomorrow we plan bolting in area A3-A5



THE WAY ON !!
THROUGH THE SQUARE
WINDOW !!

28 The Top

View from old top camp



Following ridge walk on 11/07/94

Entrance is a ~ 25m shaft in Dolomite ~ 50m
 From one of the summits, only ~ 10m lower in
 altitude, and right in water shed (the base Ashritz-
 Leo boundary). It is marked GL 85 Ms 63.
 There are no circle marking, no obvious bolts and
 no dependable reburals.

Punta Gregoriana 2268m


Highest Peak

Jorxada Blanca o de Juan Gonzalez

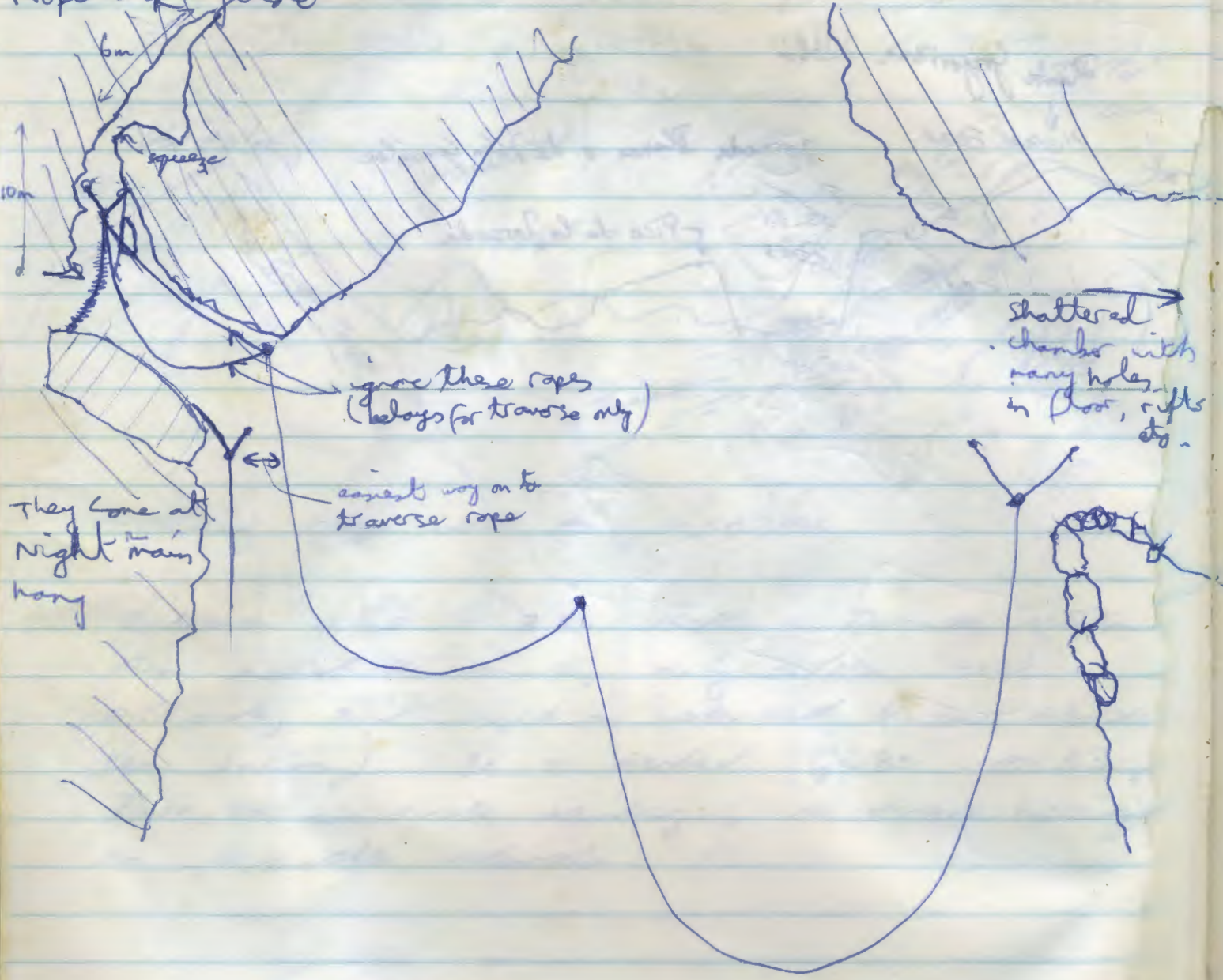
Paso
San Jo
Paso

Pico de la Jorxada

cliffs



Ropework guide



First I tried to find a way over to window by climbing small tube above sloping big boulder. Horrible squeeze with rockcracks - it opened out hopefully above, only to close down immediately. Dropped climbing rope back to Richard, then caved back down sacrificing top + middle.

Then climbed, belted, traversed, penduled, harnood way across to window. Big shattered beyond - large boulders with various rifts & pitches heading off. Needy gardening - didn't want to enter down & down somewhere below.

Chris