

Dear James,

Anita had her first non-epic trip.
and I thought C9 was brilliant.

Can I go there again please?

See you (much) later

Love Pauline "random bolting"
Right

Dear Pauline, C9 is to
brilliant. Can't wait to
see you down there
again. Love
James.

Dear Pauline,

Thank you oh so much for your
wonderful deviation. You cannot
appreciate how much fun it
was to be hung up at 2 oam.
yours (until I can return the
favour)

Will

Dear Will,
It's 26.77*!

ITP
apply it did
a.s.a.p. J.
suncream

12

N.B: There are quite definitely wolves in the area as I encountered a rather hungry one on my way back from C9 at 4.00 a.m.

Rob

"Dancing with wolves"
Parrett

After meeting with snakes two years ago, with wolves, you can expect at least ~~one~~ a meeting with bears in '97 expedition. However you have a lot of experiences with wild beasts.

15/7/95 9am Misty above Verdelluenga & below Alizada. Wind SW. Pressure same as last night ~ 808 mb. 9.30 Sun coming out & clear down to coast. No response to radio from base 9-9.05.

14/7/95 F64 - Zodiac Rift ? William, Alex, John.

William took a day off from C3, to come and experience the Fierce Ladies first hand. We had few problems on the way in and ~~did~~ some re-rigging beyond the ~~Bazdley's~~ holiday to shoe up ropes.

A new bolt webelay was put in on Eton ristles before we caught up with the ropes and gear at the top of Cool for Cats.

We rigged this and then the first 6 pitches of Zodiac rift (as far as the top of Libra). A bolt has been put in for a traverse here.

We turned around at about 12.15 and made it out (with William carrying a bit of sun in Bud habits and the hobbles) by about 5 am, just missing being able to make out in the light. John

Sat 16th July am

A vast number of Pastores came past letting off their rifles in hot pursuit of a wolf sorry, wild dog. Martin followed them with binoculars for quite some time. We had them about Rob's comment may find it hard to believe he was rarer at 4 am than 10 am. William

If we have wild dogs here, they really do need protecting

D#3 again

Pauline, discovering that her 'topologically correct' survey is anything but.

Alex was teaching Anita and Mike how to survey.

I have this cave sorted out now. When the entrance pitch has been descended, there are 3 routes leading off. One, at the very base of the pitch connects up with the route from a short climb then (R). These go in an 'upstream' direction where there are 2 pitches down. The 2nd one is free-climbable and blind. Its quite pretty, but everything seems to close down.

from the climb at the entrance pitch, going (L) is in the 'downstream' direction. A small hole emerges near the bottom of another pitch, or, alternatively, you can climb high and come out at the top of it, which isn't very useful. A climb up into the rift going from the pitch, is a narrow section into a 3rd shaft. It looks like an inlet comes in here. In the floor is a rift which goes rattle, rattle, 3 second drop, boom.

rather frustratingly the rift is only 6 inches wide for the first five feet. The base of the shaft is choked, but apart from one or 2 boulders which are too big for me, its fairly easy to clear the rift. However my rummaging failed to reveal a human sized bit of the rift.

More rummaging may get somewhere. It would be good if a JCB-minded person had a look as well

A Dig & A Wolf Trap - William S. Martin, Leuk.

As cloud blew in & out but the barometer remained steady at ~810mb, we went down to look again at what the shaft bashing guide calls 'A Dig' in area E. Its actually at

the W end of the Vega de Aliseda and is a 4 m climb to a low chamber sloping down to a choke which emits a strong, cold draught. It didn't prove too difficult to remove a ~~couple~~ few small boulders and reveal some enticing holes with views - not yet vistas - along and down. A return is planned with crowbar, chisel & hammer.

William was not to be outdone and then led us to the start of the gully leading down to the Lagos path from Vega de Aliseda. Here the very path itself was said to draught. It did, not as much as 'A Dig', but not unimpressively. Pebbles and boulders were removed to reveal a way down into a small chamber. From this, which appears to be in a fault judging by the calcite walls, a slit to the SW appears to emit most of the draught. Could be worth lazing away a few hours at, but take something to remove debris from the hole in as there is no stacking space down it.

16/7 A Dig. Iain, Martin, Lewis

Moved some boulders, damaged others with the hammer, damaged the hammer & rebraced cold after extending the cave by about a metre. A couple of big boulders need breaking up ---

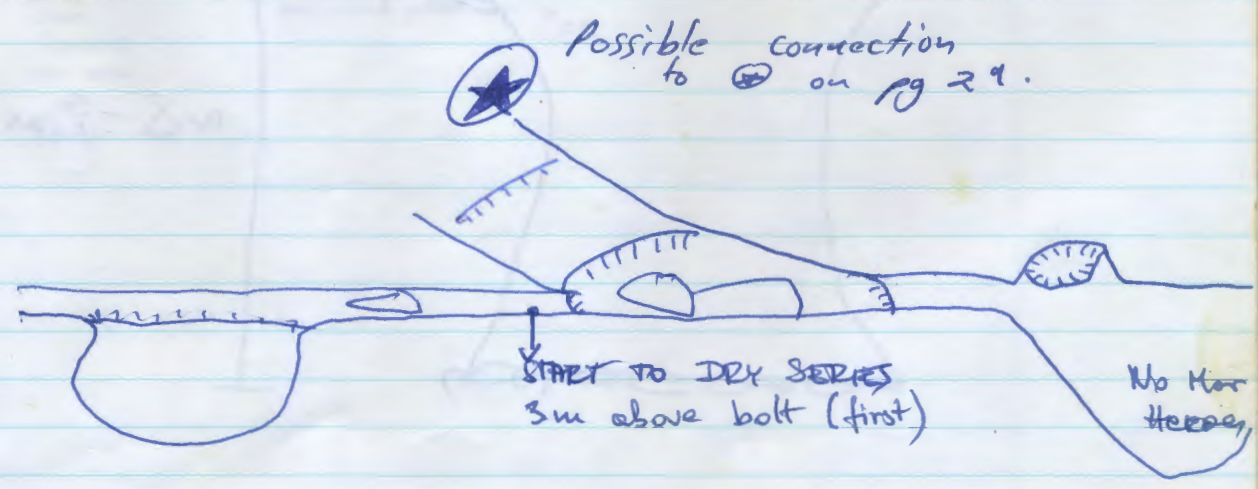
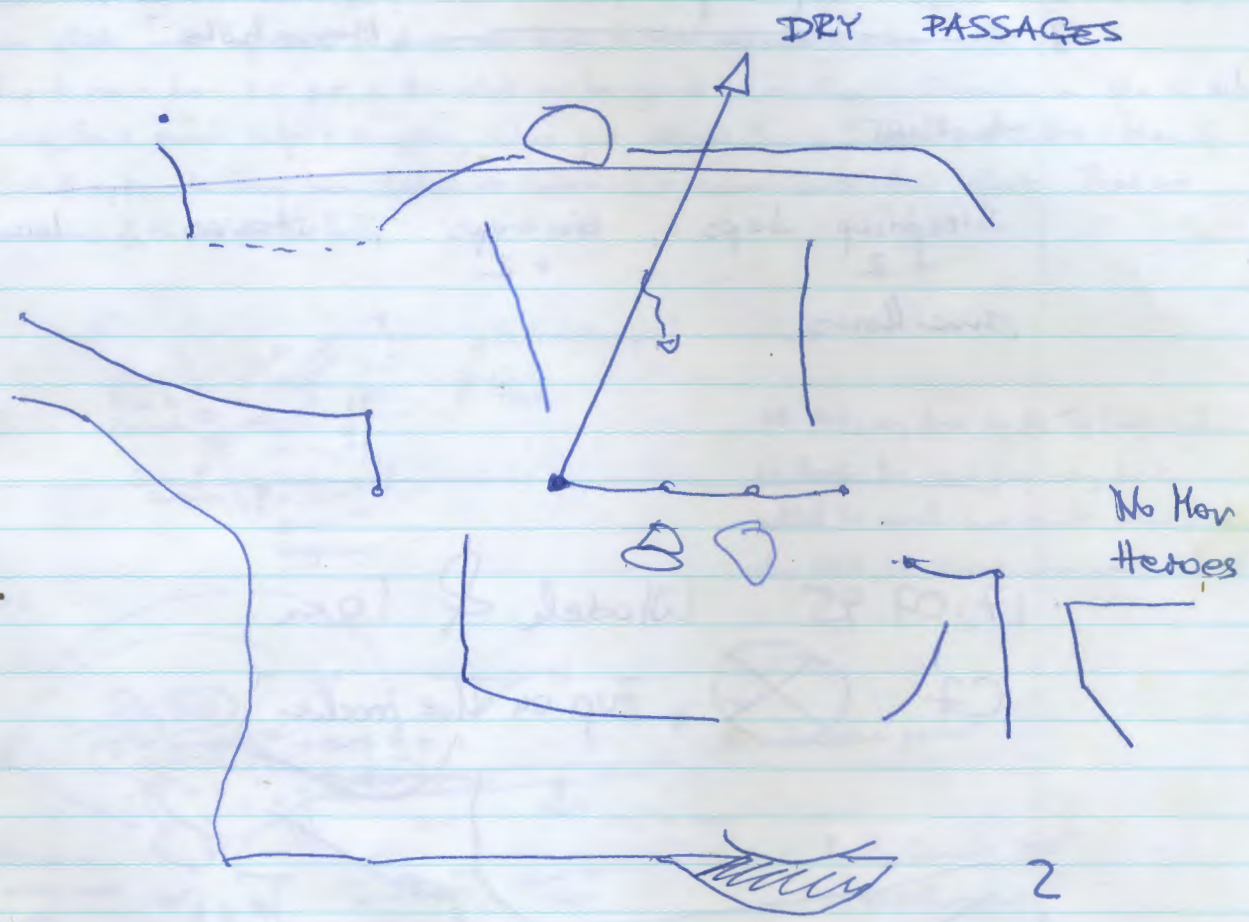
15/16-7-95 "The lost frontier" C9 JAMES, WLODEK

An interesting Trip. Three hours to Enterteiner with 200 m rope, and three hours from Meel Cleaver to Entrance - a crazy race.

Before Enterteiner we had more than 400 m rope, Rescue kit, Karabiner, flipping peck and more, 2, 5 BIG TACKLE BAGS PER PERSON. ~~We have p.~~

We have stabilized Meel Cleaver using 40 m ropes. Now it looks much more stable & safe. After some changes in Defenestration's flipping we had descend this shaft and carry down 200 m ropes. This rope have been left just before Couchy Frog, as a gift for next group. Passing all squeezes we have found No more heroes in the state which have been left in last year. (60 m 10mm rope (10mm) & tackle back.

When I was descending shaft down in No Man Heroes, James went explore the rift. Unfortunately both of us cannot finish the job. Me because of shortage in mailloths James because of long length of rift.



After return to Terminator (big boulder choke above Meet Cleaver) we went to beds, spending here about 8 hours.


Some important things to do in the cave:

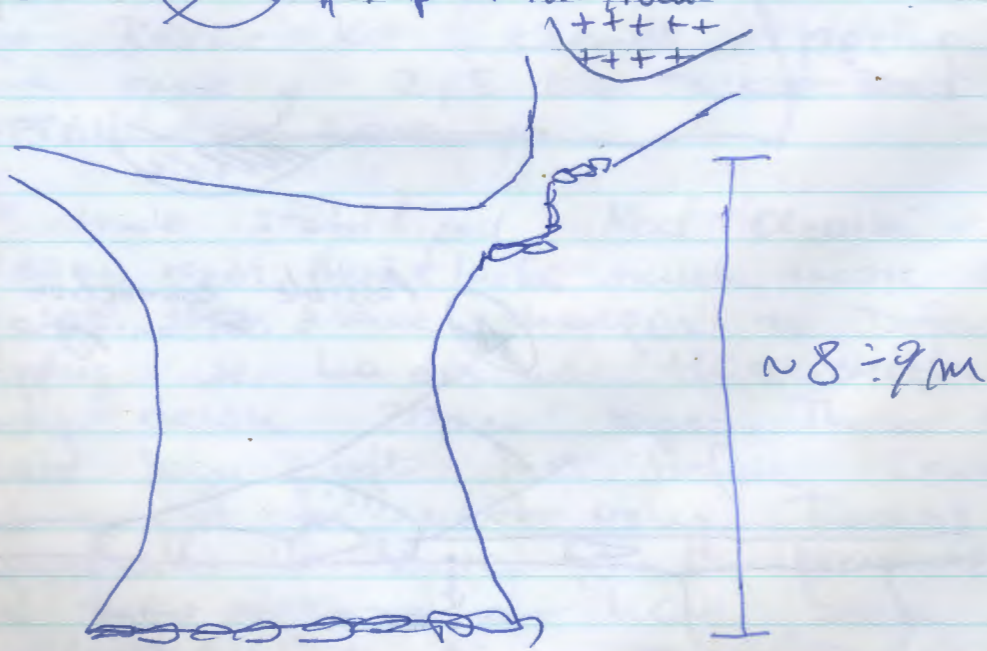
1. Attach second maillon to descend "She rises" *done*
2. Attach rope protector on "Smoke me a keeper" *done*
3. \uparrow "Moose hole"

Another:

Sleeping bags $\times 2$, bivvies $\times 2$, stoves, hampers and mallets.

17.07.95 Wladek & Ian

C7  "Zup on the rocks"

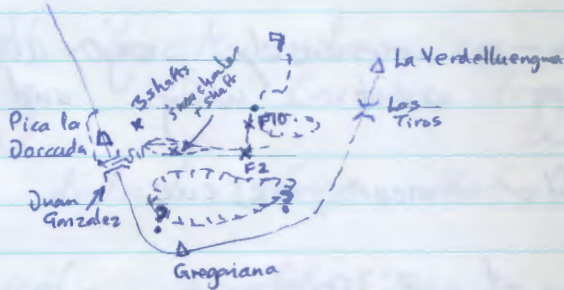


C20 - is still going!

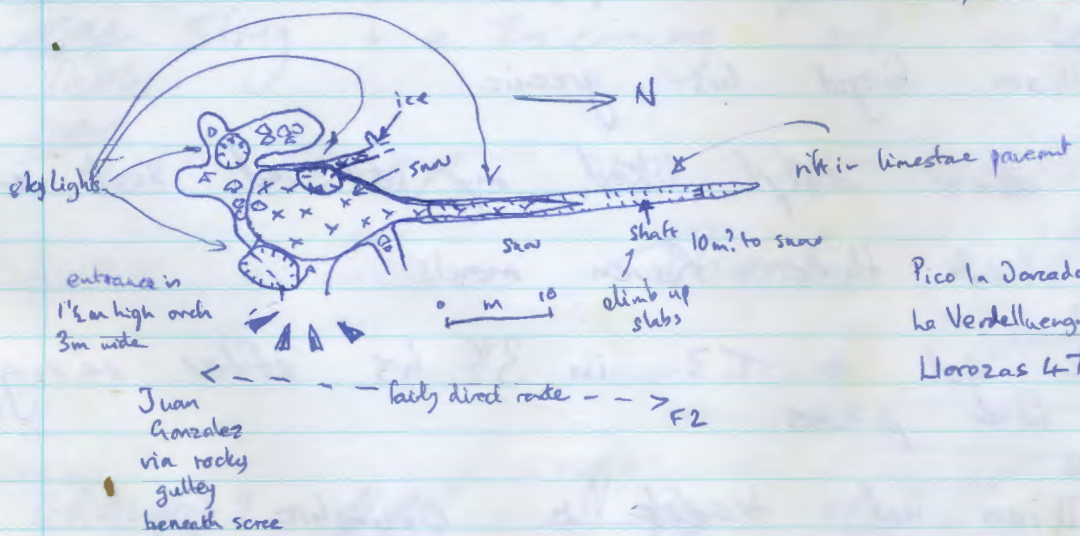
18/7/95 Martin & Leink Walk & find a few more F's.

Walked up past old top camp, various survey bolts & the odd hanger to F2; watched rebases as ~~the~~ skiing & sledge running & then went on up to the Juan Gonzalez col. On the way passed a fair sized chamber with several skylights & much snow. There was also a way down at the back of the snow to a possible crawl & some pretty icicles. Also a rift leading to a shaft down which rocks appeared to drop into snow. A rodent ran under a rock..

Superb views from the pass, & the ridge can be gained near Pico la Dorcada on the W side. Returning, found several shafts & draughting chokes just below Pico la Dorcada's E cliffs. None of this shaft appears to have been looked at before but seems worth the effort. There are also shaves of chives to be had



NB F10, very close to old Top Camp, looks as though the snow plug may have melted to reveal more shaft. Blue paint - rather faded, but obvious when moving N (back)



Pico la Dorcada 250°
 La Verdelluenga 80°
 Horozas 47°

28

Wow - what a splendid walk up - perhaps a little sunny & hot. Oh, 24 those foolish tourists sitting at tables, picnicking in the dog, only 30 minutes walk from happiness. 36 hours ago I was in drizzly England, now I'm here enjoying one of those serene rock-of-the-world sunsets. Is there anywhere better to be?

Pouly

Ollie: Oh, I really need a shit. Oh, I can't be bothered... (Bloody Morn Flakes!)

B/19 - 7 - '95 "The Next Degeneration" a.k.a. William, James

A classic, ~~a~~ immensely enjoyable trip in which every thing went ^{wrong} and right:

CON

Late start after near rescue

PRO

We still left at 9:30.

CON

William forgot his greenie

PRO

I never really liked my left red sock anyway.

CON

I had three Raven meals

PRO

We got to T3. in 3½ hrs after re-rigging a few pitches.

CON

William had trouble in Crunchie frog.

PRO

The Python made it ^{through} O.K.

CON

I dropped William's prussik bag down apparently in penetrable pitch.

PRO

We found "Butter finger Bypass" to 2nd Crunchie frog (diagram later)

CON
"No More Heroes" pitch was blind.

PRO
I spotted a window.

CON
We pushed rift to samp pool ("Well Jim").

PRO
Exit sump - big passage ~~plus stream plus~~

CON
We soon lost stream in flow of passage

PRO
BIG OR AUGHT...

CON
We ran out of time.

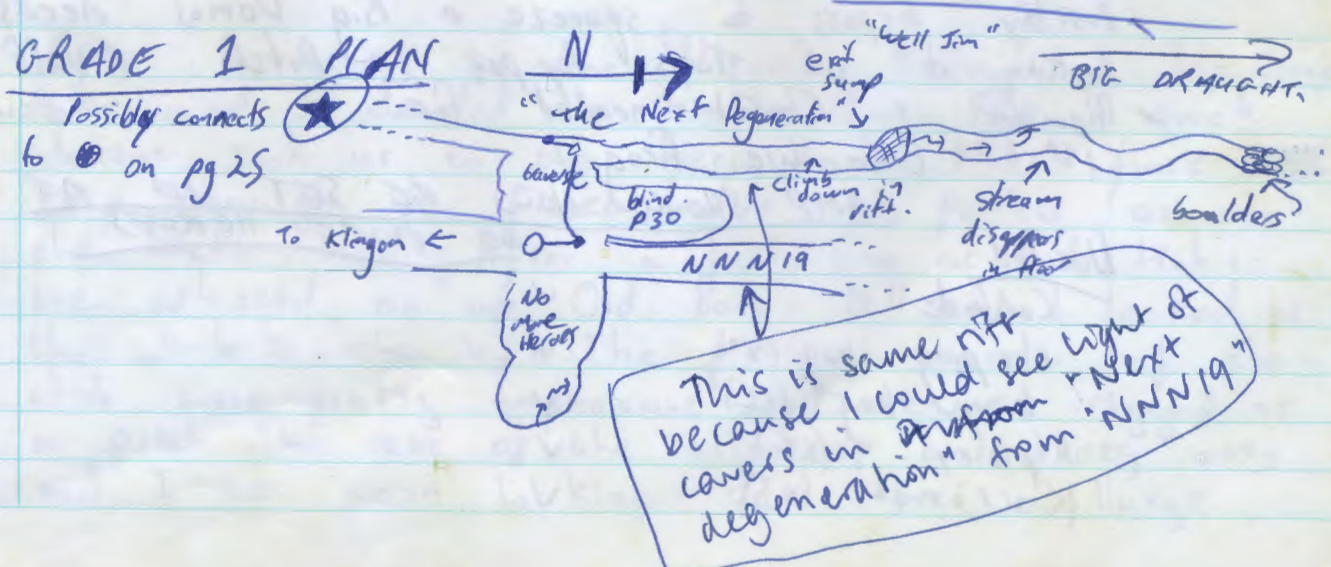
PRO
Made it back to camp (MS) O.K. after
hammering 1st Crunchie frag.

CON
William didn't sleep that well.

PRO
No real trouble on way out - re rigging
~~day~~ Sting + a In coming and carrying out
fettle.

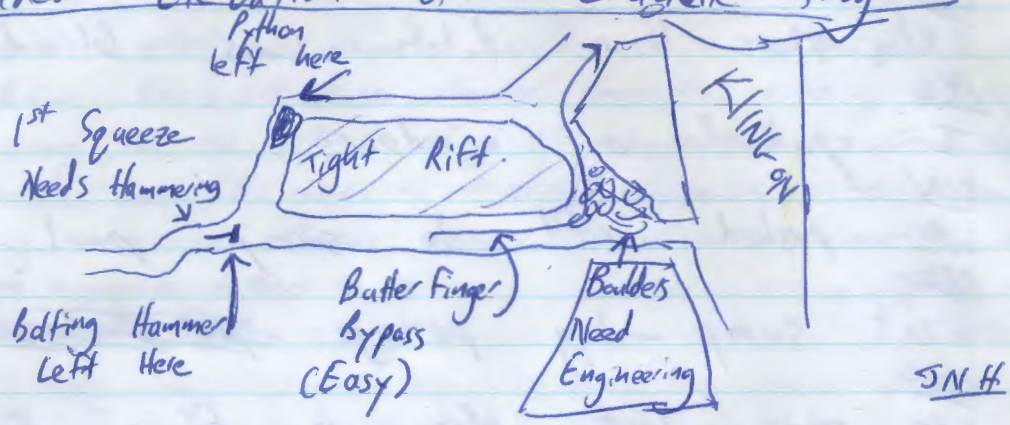
CON
NO CIGAR NO YINO TINTO....

Thanks William,
James



Grade 1

Extended Elevation of Crunchie Frog



Left in Cave

- Bolting hammer at Crunchie frog (see above)
- 200m Python " " " " " "
- Tape Measure } at No More Heroes NB. No survey instruments in
- Capn's Log } " " " " " " Cave.
- Paper } " " " " " "
- 2 Pencils } " " " " " "
- 7 Hangers + Maillons " " " " " "

At Entrance

There are 3 Maillons, 4 Tackle Bags.

NEEDS DOING

- Attach tackle bag at top of Snake and a Kipper with 1m of tat.
- More Carbide needed at 65p streamway
- (Re) Rig deviation on "Snab in The Dark." (Tape and Crab left at the top)
- Bolt & rebelay needed above final bolt rebelay on the Defenders trafo.
- Possibly bypass to squeeze in Big Vamos needs looking at of Tony's Bypass Pitch. (Half way down)
- Hammer + Chisel needed for 1st Crunchie Frog.

CAMP SHOULD NOW BE SET UP AT NO MORE HEROES

- Needed
- Carbide. ✓
 - sleeping bag (x4) ✓
 - binny bag (x2) ✓
 - Alpinex (x2) ✓
 - Karrimat (x3) ✓