

might be a way over or round it, so we might as well
chuck the big rope down. Looks pretty terminal though.

We conferred glumly at the top, rerigged and I went down.

AND DOWN

AND DOWN

AND DOWN AND DOWN AND DOWN

About 1/3 of the way down I passed a huge
'tell-tale' band of calcite or quartz or something about
a foot thick! I squealed and kept going.

When I reached the floor there was about a prussic
bagfull worth of rope coiled on the bottom. I just ran
around yelping, and screaming at Alex to come down.

Watching him come down the 85m freehang was incredible

We moved through the bottom of huge over after huge over,
unable to believe it, without once seeing the roof

Two ways on led off from a 'chamber' at the top of
a boulder slope. The right hand way led to a choked
over. The left hand led down a slope to a rift
partially filled with rocks. Alex lobbed some down and we
both started yelping again - 3 second drop into a

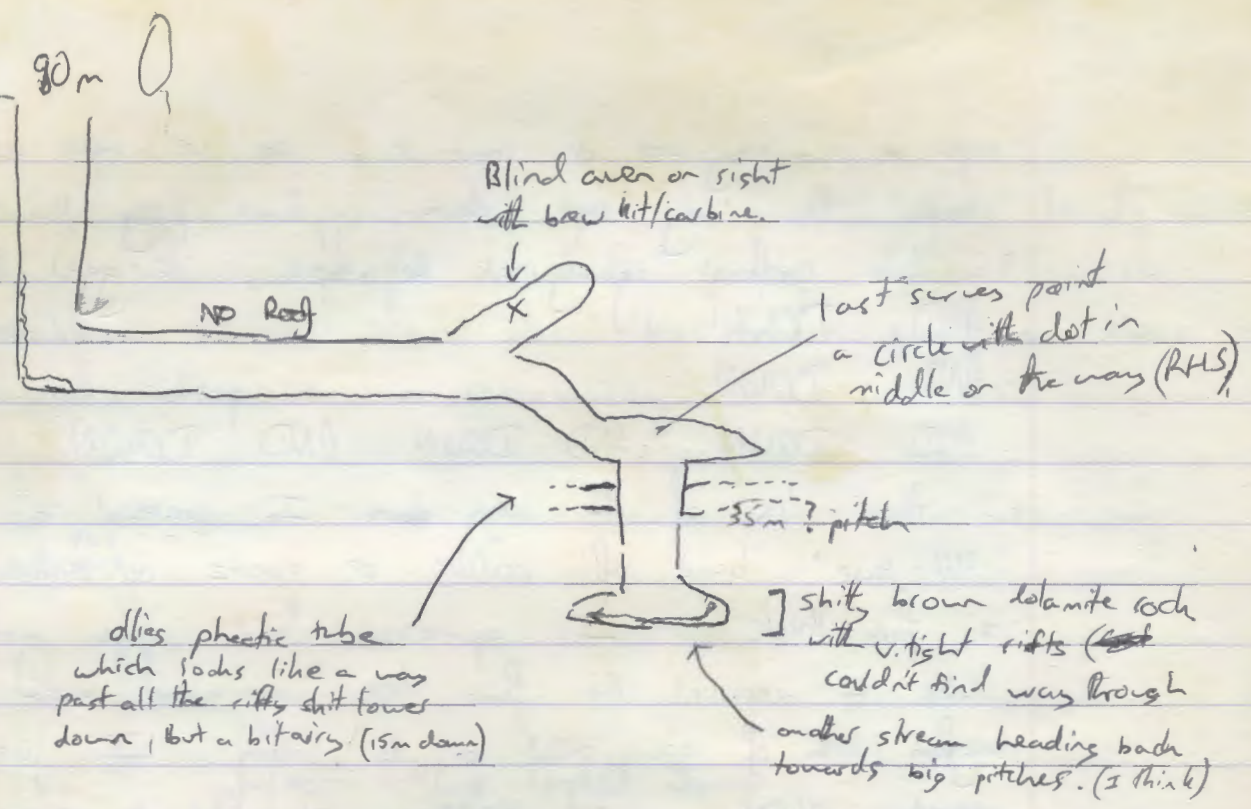
streamway again. Its wide open, and HUGE
Depth through hysteria. - Out by dawn (just)

Nobby.

17/7 E1Z Nobby, Andy

There are no ropes in this cave
- Andy

90m pitch
 (22)
 stream sinks in boulders



17/7 Michael, Anita & Ollie

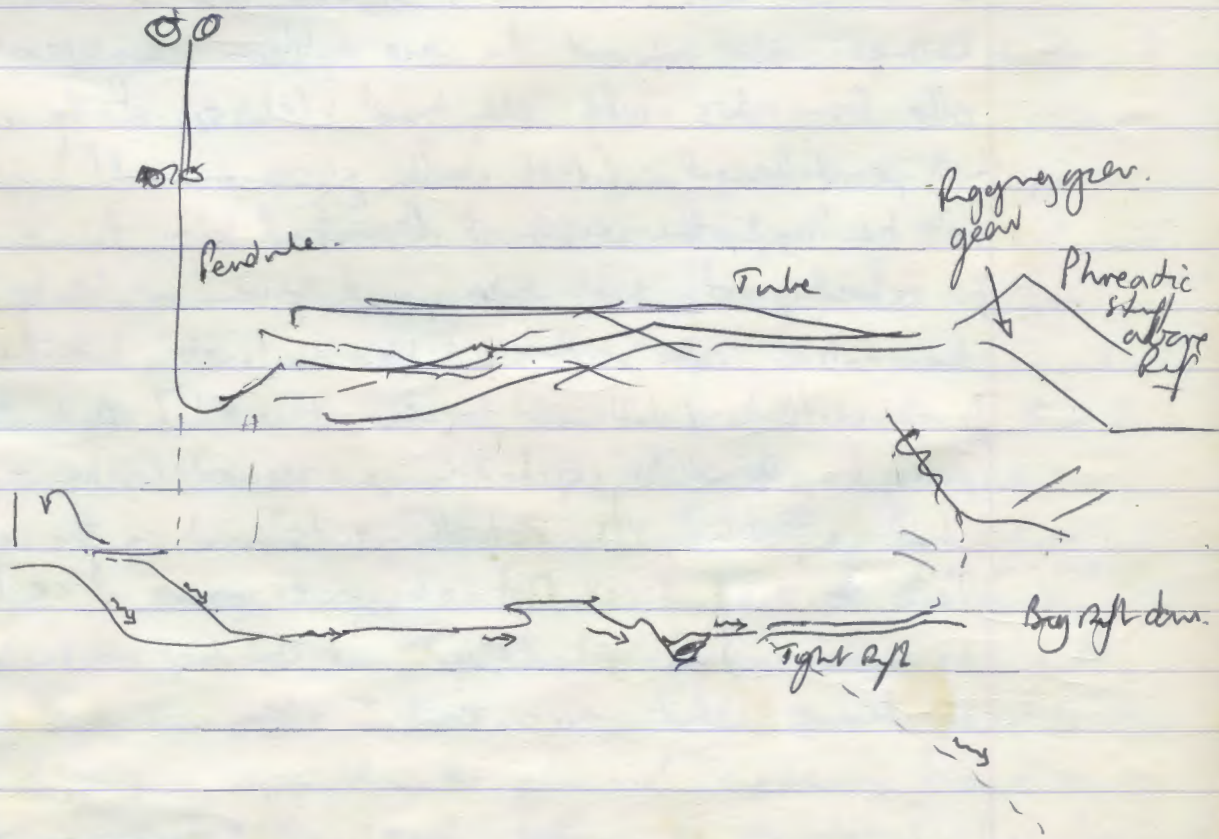
After the amazing tales of monster pitches & 80m shafts I decided to go the whole hog & take a 80m, 20m & 10m rope underground plus a huge variety of rigging gear. So with 3 porters in tow carrying bulging cave packs we trudged up the hill and entered the cave at the respectable (so I am told) time of 3pm. We stuck a second bolt at the top of the 10m pitch (immediately beyond the rift where Pauline had moved the rocks to find the way on), so it now has a backup. Otherwise we proceeded in good order to the top of the monster ~~pitch~~ pitch where we began to survey. We measured the length of the monster pitch ^(38m from bolt over to top) and "Ollie's perched sump" (76m ~~from~~ ^{freehang} from the last bolt) [Note both have about another 5m up over the lip to the top of the pitch] by dropping a rope down the pitch and measuring how much rope was needed to reach bottom. The monster & Ollie's Perched Sump pitches are incredible - they completely blew me away. I must ~~with~~ congratulate Max & Nobby on the rigging of the 80m pitch it was v. well done and showed great imagination. We surveyed the horizontal passage at the bottom I did not take any cross-sections as in all cases it was a rocky floor & straight vertical walls which stretched on to eternity. Nowhere is the roof in

sight the blind area marked on the map, is dry, warm and well situated for a brew-up site (and bivouac site if needed - say in a flood), so we set one up & had dinner. Certainly a highlight of my trip! while Anita & I surveyed the no roof section Ollie rigged the next pitch which we estimate to be 35-40m - free hang all the way. At the bottom, disparate the rock changed to shifty, crumbly brown dolomite rock & the cone entered a narrow, very narrow rift. We climbed & squeezed & got wet & agonised but no luck, we seemed to have killed the cone. Ollie prussiked up & did a pendulum into a wide bit of rift about 15m from the top. He says it has potential for being a way through the rift & I believe him unfortunately by the time it was felt prudent to make our way out. The one problem was extracting Ollie from his rift. He had let go of the rope when he pendulumed in (Not really recommended!) and I ended up hauling up the rope & ~~throwing~~^{throwing} him the end as I prussiked past. We have not given up hope & so left the extra rope, hotting kits, brew kits etc. at the brew up site. [We certainly didn't want to carry it out!] And then the prussik, the Ollies Perched Sump seemed to be endless but what a pitch!, its actually quite good as the rock is quite close so there is not a huge exposure breach out problem. No problems prussiking at, and out by about 9:30 am. A top cave, what more can I say.

(24)

Team C4 back 3:45 AM - Punka, Tim, Andy

Bit of a tough dip - cold, wet, diving. Rained the tight rift at stream level to find wider higher passage and a long drop down, but concerned that others might not like the squeezes (4 of them). Perched into ~~stream~~ rift at high level where dly was yesterday, and pushed on into winter phreas. Ripped tarere line and chucks down, but Rozz was horrid we abandoned the pitch down. Near tear in.... Anyway, ~~the~~ its certainly getting again.



Why is it called "Oly's phreatic tube"? It is phreatic and Oly found it. Bad name.

Team Vasco - back 6 am (again) - Alex, Nobby

What ~~was~~ started out as a poor alternative to a C4 trip turned into another big push that leaves Vasco wide open and getting bigger. The pushmeisters are at it again. Alex took all afternoon to mend his overcoat and we didn't get underground until 6:10 pm. Bombing down, we reached the bottom of Alex and Olly's pitch (The Big Sleep?) in 1hr 20. The idea was to reassess the prospects of progress at the bottom of Alcatraz, so we spent an hour taking turns to hit in the tube and bash at the flake, losing another chisel in the process.

Eventually whilst Alex hammered I went back up the pitch to look at 'Anita's other hole' on the left at the pitchhead, which went immediately, as a steeply descending passage slightly larger than the previous crawls. A 3m climb is followed by a bigger climb, which is now laddered and which leads into a chamber directly below the hammered squeeze beyond Alcatraz.

11 Pitch down
~ 2hr

Beyond this a short pitch (5m) ~~keeps~~ drops into a wider section of rift, where a traverse forward leads to the head of Bolt Farming (p15+) ~~where~~ - Alex waited 3/4hr whilst I hammered crater after crater into the wall in a vain attempt to rig a y-hang. At the bottom water splashes in from an inlet into a big chamber with pretty little pools.

The rift tightens again but the way through is down past a constriction into a deepish pool. I wasn't quite yelping yet but there was a definite burble to be heard as we stamped on downstream a bit further to the head of a Big-Pitch split by a ledge.

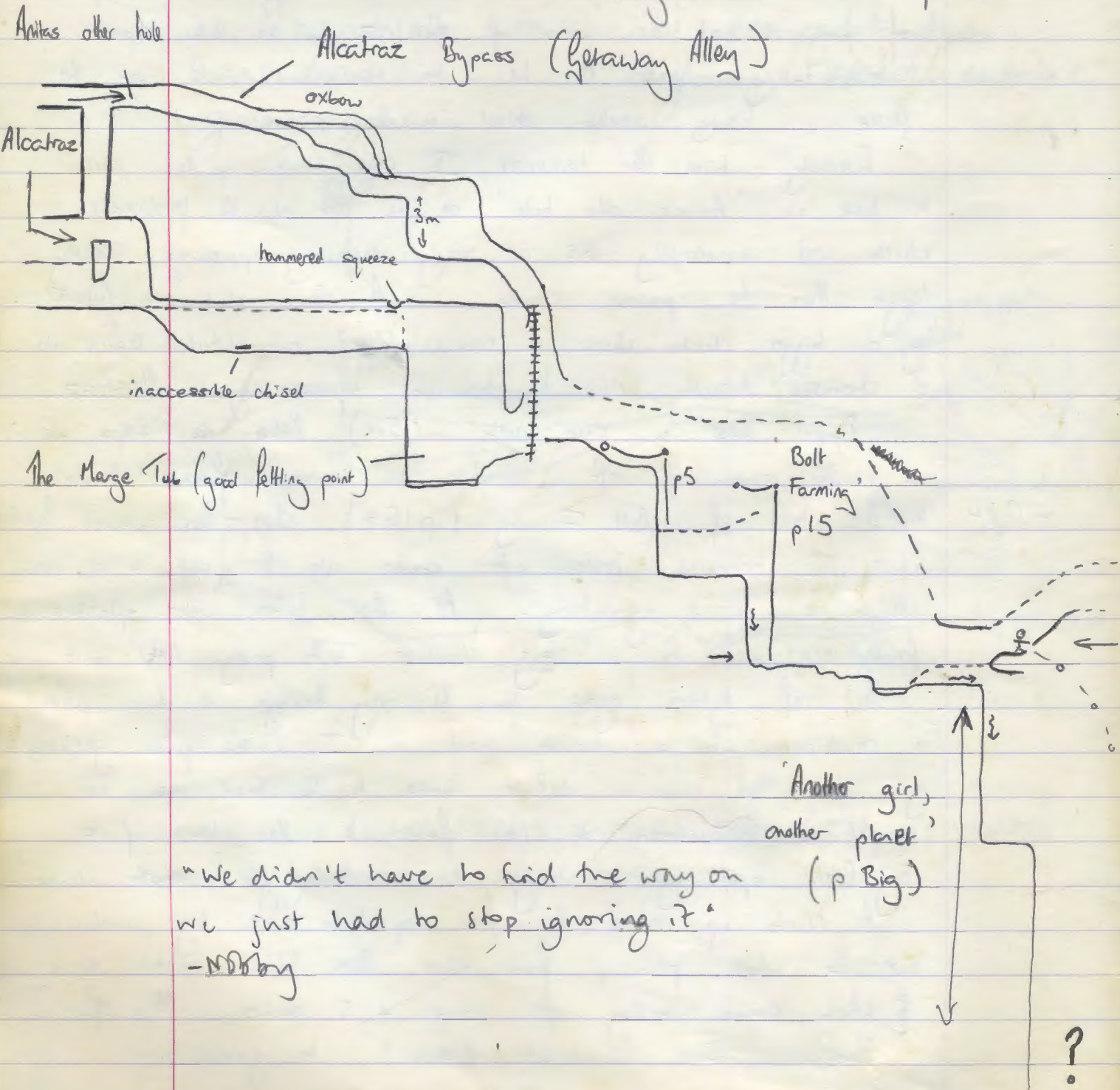
Another girl, another planet. A climb up above the first drop leads to a big window over the whole pitch, from where Alex lobbed rocks down which stopped rattling after about 4-5 seconds. How far? 'Hmm. Some considerable distance!' he grinned.

(26)

No. of down returns : 2 in 3 days
 Chisel count : Vasco 2 - 0 C4
 Depth meter : going down ...

Nobby!

Warning - the bolts at the pitchheads of p5m (?) and Bolt Farming have only been tightened with a mallet and should be checked with the bolting hammer next trip.



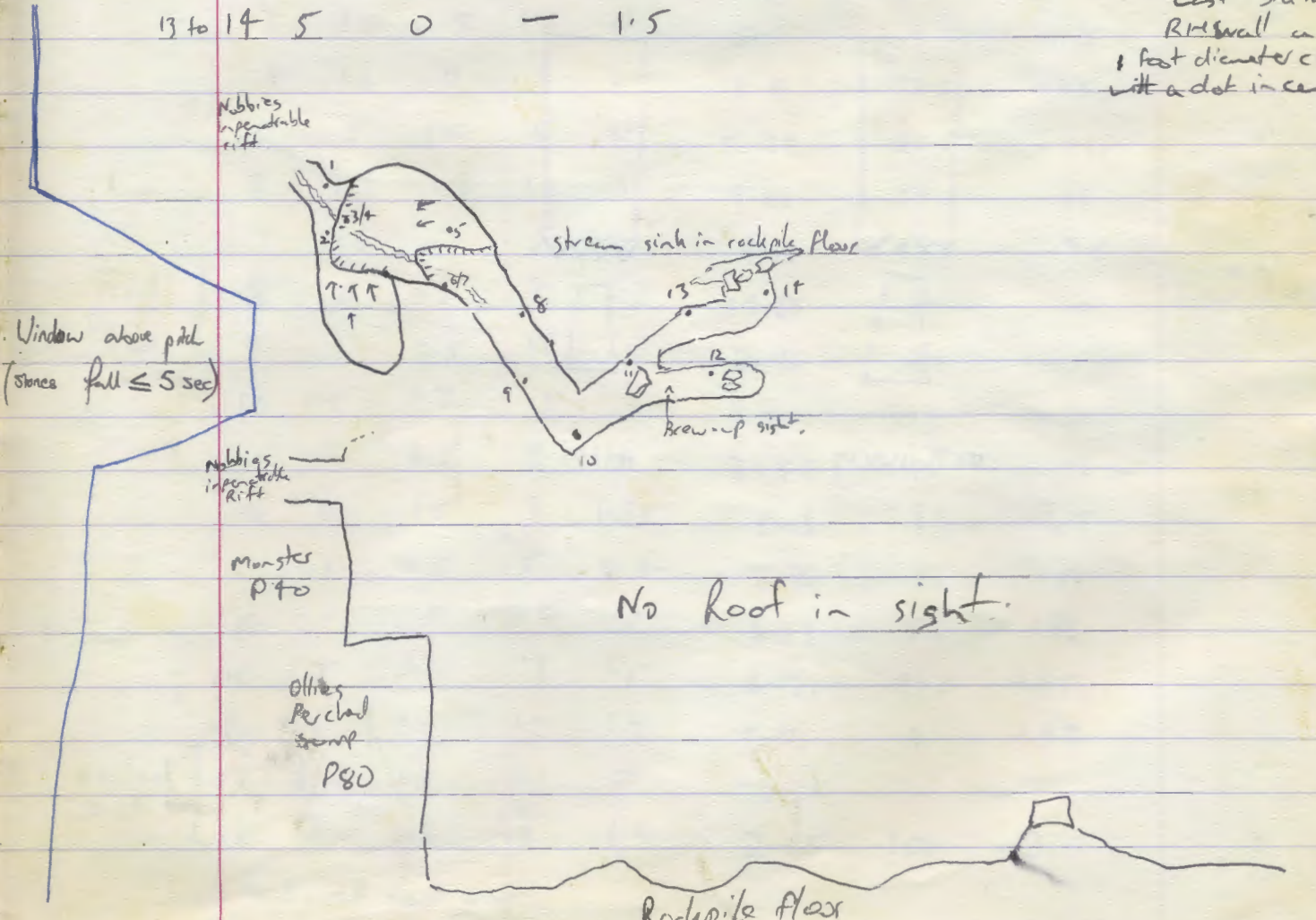
"We didn't have to find the way on we just had to stop ignoring it"
 -Nobby

17/7/96

CA Survey [from top of "monster" to Post the Brew-up site]
(SECTION C)

Michael, Anita, Ollie

	Station	L	R	U	D	Distance	Compass	Climo	Comment
B18 =	1	0	3.5	20	2	2.60	071	-10°	1st Bolt top of Monster
	2	passage	7	20 ⁺	.4	4.96	290.5	-46°	top of lip RHS Bolt over the edge
vertical shot down the "monster"	3	0	3	-	-	38.00	-	-	Bottom of "Monster"
	4	6	5	-	-	7.90	397.5	+7	ledge on LHS
	5	5	4	-	0	6.10	82	-23	Bolt at start of free hang
vertical shot down "ollie's Perched sump"	6	6	0	-	-	76.65	-	-	Bottom of "ollie's rockclimbing"
	7	1.2	1.5	-	0	6.25	148*	-3°	Back Bearing station on LH wall
	8	0	1	-	1	14.65	190	+13	station on RH wall
	9	2	0	-	1.8	13.39	165	0	LH wall
	10	0	4	-	1.25	9.6	280.5	+20	LH wall
	11	0	5	-	1.5	17.31	184	-28	LH wall
	12	0	5	-	1.8	10.76	105	-28	LH wall
11 to	13	0	6	-	1.8	8.66	187.5	-30	LH wall. Last station on RH wall
13 to	14	5	0	-	1.5				1 foot diameter circle with a dot in center

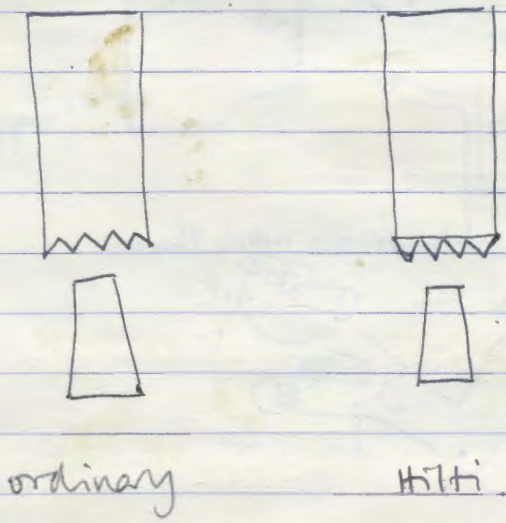


WARNING about bolts

19-7-96

A Hilti anchor turned up in our C4 trip yesterday, to frustrate Tom's attempts to bolt a pitch down the rift at the end of 'Oxy's phreatic tube'. Unlike the ordinary anchors, these have tapered teeth, and the hole at the end is smaller, so it needs a smaller wedge. The tapered teeth seem to be much less effective for drilling the rock, they make it shatter. A Hilti wedge used in an ordinary anchor is very dangerous because it won't grip the rock properly and the bolt will fall out.

so, if you see one of these please report it immediately to the bolt farmer.



11/7/98.

needed:

- Rope
- Gas.
- Flang.
- Regular (not Eq) Tea.
- Tom juice.
- Hexamine.
- Vino.

20/2/98

- Dummy Choc
- Bread.
- Vino
- Chocol
- Spore driven.

19/7/96

Michael & Andy

TDV(A)

survey of Torca del Vasco (TDV) entrance to top of 95m pitch set of instruments N^o 3.

* all L & R are going into the cave.

Station	L	R	V	D	Distance	Compass	Clino	Comment
1	3	3		Entrance	8.80	182	-59°	entrance (6m wide)
2	1.5	1.5		B	17.8	208.5	-67	
3	1.5	5	1.8	0	5.5	109.5	-11.5	
4	1.6	0	8	1	4.4	77.5	-25	
5	1	0.5	5	0	5.49	89.5	-41	
6	1.7	1.8	1.2	1	9.28	53.5	-26	
7	0.3	0.9	5	1	4.13	38.5	-9.5	
8	0	0.8	4	1.2	14.68	-	-	survey point down highest Spanish wall LHS
9	1	2.5	18	0	3.96	88	-1	
10	0.5	0.3	5	1	4.70	112	-61	
11	0.3	2.2	3	1	3.99	46	-16	
12	0	1.5	2	1.75	5.28	93	+6.5	
13	1.2	1.5	5	0.4	8.86	83	-51	
14	1.5	0.5	3.5	1.1	6.62	53	+69	
15	0.5	3.5	7	1.5	6.71	93.5	+8.5	
16	1.2	0.5	1.2	0.4	5.01	9	-44	
17	3	1.5	0.2	-	22.33	-	-	
18	0	1.8	pitch 23	1.4	2.45	108	-3	

vertical shot from highest Spanish wall LHS.

vertical shot

Continued next page

(30)

Station	L	R	U	D	distance	Compass	Clin	Comments
19	1.8	0.4	23	1.2	7.5	358	-52	
20	0	1.5	15	1.8	1.72	72.5	-7	
21	0.5	0	15	1.6	1.77	343	+43	
22	0	0.5	15	drop 90 inch drop	4.58	98.5	+21	
23	1	0	15	90 ish				

Survey ends at bottom of Mallion on Bolt RHS of Yhang

Map drawn on graph paper elsewhere

19/7 FDU - Andy, Michael

After a bit of a Ct epic a nice bumble and my introduction to surveying. Did down to top of 45m pitch. Thanks to Michael for instruction and putting up with my jaffing at each survey point. Still haven't got beyond the big pitch!

20.7.96

today's position for top camp is

30 T 0342007
 UTM 4788314
 altitude 1871 m