

19/7 C4

Alex Nobby Pauline

An efficient resurvey of the previously known cave, though there was a slight technical hitch measuring the 36m free hang. A spirited discussion between Nobby and Pauline on how to measure a large pitch ensued. Meanwhile Alex, bored of being ignored, went and ate his chocolate. Nobby then started hauling in the rope to measure, ~~but~~ believing a knot marked the end of the hang. Twenty metres later Alex finished his chocolate and asked,

'Don't you want me to tie a knot in the rope?'

Then back out to the sunset, having emerged from Torca del Vasco just in time for the morning's sunrise.

20/7 Torca del Vasco

Alex Jason Olly

A mammoth survey trip, 38 legs in total, slight cock up at the start, sending Jason down the 6th pitch with the tape without keeping an end at the top. Otherwise a good trip, surveying to the end of Anita's Hole.

Unfortunately the cave has shrunk again, the P45 was only P28 & the P50 was only P40.

~~20/7~~ 21st July 1996.

Top Camp GBS Reading
UTM Point

Altitude 1858m

0342013

4788249.

7 Settlements

20. 7. Photo epic
breeze

Timi, Pauline, Michael
Andy, Joanne

Timi insisted that his models have a shave before the trip (well Andy did, but I didn't). So we ambled off to the cave with ~~the~~ the only tinnocks bar at top camp, and Nobby playing his harmonica.

Twinings, Thorntons, Tinnocks, Mornflakes and Frinella were posed with lovingly; then also Epigas, and hexamine stoves, a bit hopefully. Andy got quizzed about his sisters.

We went down the cave. Timi began to set up photos on the ledge above the 37m pitch. Jo was coming in slowly with Michael - it's her first canyoning trip, trying out her shiny new gear (though it's not quite as shiny as Andy's was). Photographer began to fret when the first flashgun stopped working and his 3rd able assistant hadn't arrived. Michael arrived, so we took 3 or 4 photos then went down the pitch. I got stopped before the bottom and threw the rope over to the ledge so I could be hauled over and a flashgun passed to me. While I kept turning on the rope I had to arrange the flashgun to backlight me with a windmilling of the feet, ending up with lack of blood in my left leg.

We then took some pictures in the breakthrough rift. Timi's slave flashgun packed in, then starting working again after a thump.

The able assistants were still quite chirpy at this point, singing 'Matty Groves' as we headed

down a few pitches.

Andy got all the easy poses, sitting on his bum, whereas I got the precarious poised on one toe poses, All except for one - the eating ~~of~~ tuna pose.

We finished up after Michael dropped the other little flashgun in the water and that stopped working something had to end the trip. Got out for an early bedtime at 1 ~~am~~ am.

Pauline.

21st July 1996.

Bye everyone.

Bye Michael - sorry we never got married.

Bye Jason - pleased we never got married.

Bye Oly - may your riffs remain impeccable

Bye Nobby - May your smogs forever float in the clouds

Bye Andy - Can't wait to meet you winter

Bye Anita - Don't run out of holes.

Bye John - ~~there~~ Don't worry, I'll take you on a carrying trip when you get back to Britain

Bye Jo - Don't be your tent this time

Bye Alex - "Boam" Alex? You there?

Bye Pauline - Jefeika extraordinaria. Look after the lads.

Bye Ch - I'll dream of your monster.

I'll miss ya all
Tina

21.7.96 C9 - Michael Ollie 10hrs back by 1am.

My ~~was~~ last caving trip before I go, so I begged & pleaded my way on the next pushing trip down C9. Yahaw! After a hearty soup for lunch; Ollie, Jasa & I set off for the cave. Jasa was all geared up ready to enter the cave when ~~his~~ the bottom of his generator fell off down into the rockpile. I understand it took him 3 hrs to dig it out, which effectively cut him off from the trip. I took the bolting kit off him, suggested he follow in on his own and left him to it. We didn't see him again!

So Ollie & I dropped pitch after pitch down to the Master ledge where we had our first jobs to do. This involved putting in 2 bolts, one at the start of the traverse around 'ollie's perch' and a final backup bolt at the start of the Tom Creeching. It all went rather well if I do say so myself.

Then that awesome abseil down, lost in a vertical world, down, down, down... what an abseil 'ollie's perch' is.

We stopped in at the brew-up site, commented on all the hangers, mallets etc. ^{that} had been left there, and left them there (a fatal mistake).

Then we ~~to~~ bombed down the ~~the~~ pendulum pitch and into the phreatic tube traverse to the pitch at the end.

Note 1: [There is a short abseil at the end of this traverse down to the main pitch. It is rigged off a natural on the RHTS (going in). It ~~should~~ really should have a rope protector as in one spot cutting deep into rock.]

The ~~rope~~ rock looked somewhat shitty to say the least and we could see where Tim's abortion had been. But after a bit of searching we put 3 bolts in the rock, seems to be quite solid rock beneath. The pitch is about 12m.

Note 2: [I've put in a deviation 1m from ~~the~~ ^{then} bottom which may seem stupid, but there is ~~then~~ a climb down at an angle

and the deviation stops the rope being ~~put~~ pulled through the narrow part of the rift, where it could get caught, drop rocks etc...].

This leads to the next pitch, down another wide part of the rift, about 20m, and the stream appears to be at the bottom. we put in 2 bolts; one high as a backup and the rope is tied to this, and a second, low down on the ~~same~~ left hand side around a slight corner. At this point we said "ow shit, we have left all the other hangers back at the brew up site." we had a short discussion about going back and getting them, but nah, 7 bolts in a day is ^{enough} ~~enough~~, so we have left it right open for the next group down.

Note 3: [the 80m rope (the bit not used on the 12m pitch) is in the rope bag at the top of this pitch, as is the bolting kit with seven casings & plugs. the second bolting kit is attached to the traverse about "Olle's perched camp" - it has no plugs or casings.]

A good brew-up, chocolate, peaches and tuna at the brew-up site, and a rest & we were ready for the possible up. the cave seems so much easier now we have done it a few times, and we both were out in a little over 2 hrs. Nothing major to report on the hip out, although I did sprain my thumb... yes it does hurt. Thanks allie for a great last trip. C4 is a great cave... as I said to Tim a few days ago - "If C4 was a woman I'd marry her."

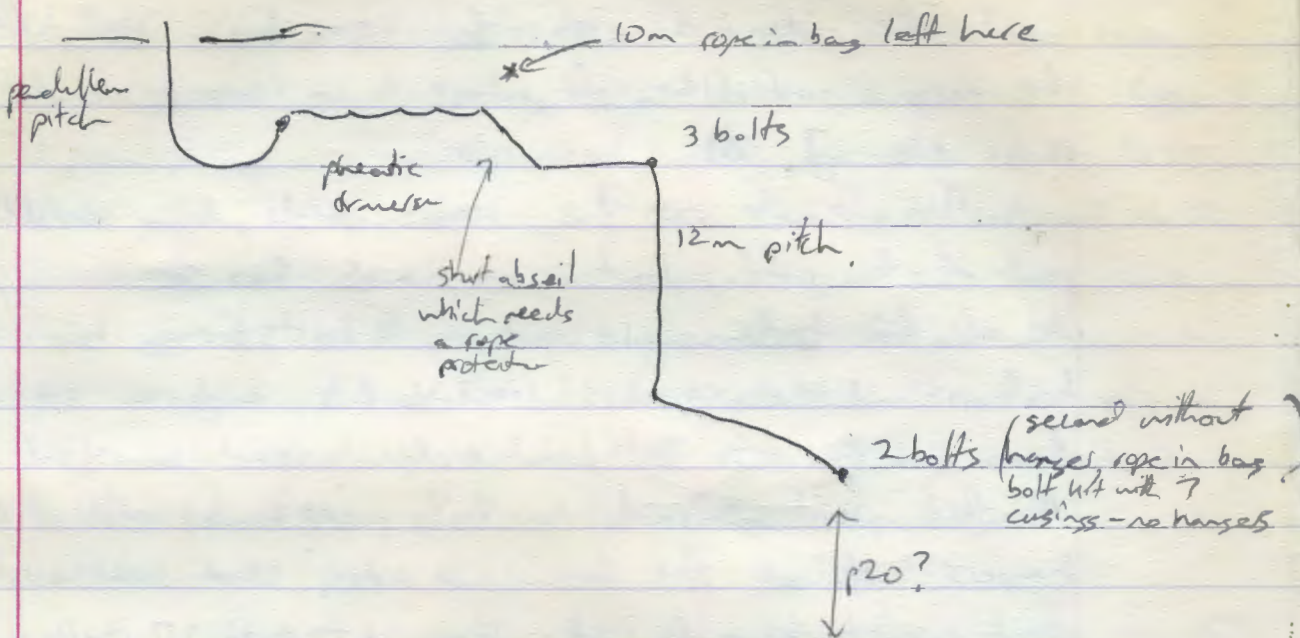
Note 4: there is approx 15 bolts & hangers with attached mailers at the brew up site, plus for so Snaplink's, for so mailers, about 20m of type of various types. Basically all rigging gear need for the immediate future is down at the brew up site.

Notes: Thanks for the great time on Oucc'96. I ~~do~~ have really enjoyed myself says I must leave... but great caring to you all, best wishes... "I'll see you round."

P.T.O. (scale & drawing) [next page]

(26)

beneath the brew up site in C4



PPS if you ever come to Australia, look me up. My parents

address is Mr & Mrs Playford

~~XXXXXXXXXXXXXXXXXXXX~~

~~XXXXXXXXXXXXXXXXXXXX St~~

~~XXXXXXXXXXXXXXXXXXXX~~

~~XXXXXXXXXXXXXXXXXXXX~~
Australia.

a good climbing contact in Sydney who can put you in touch with people is Lucinda Coates

~~XXXXXXXXXXXXXXXXXXXX~~

~~XXXXXXXXXXXXXXXXXXXX~~

~~XXXXXXXXXXXXXXXXXXXX~~

~~XXXXXXXXXXXXXXXXXXXX~~

Michael P

22.7.96

Gas shortage in camp - rationing of tea is intensified..

Anita

'Have you had a cup yet this week, Olly?'

22/7/96 = MARTIN SMITH: Equipment loan: (Possibly!)

2 x 4m Wire Belays (Maillon ends)

2 x 2m Wire Belays (C-link)

6 x Petzl Twists & Maillons (Marked "MS" & with 2 pieces black masking tape)

2 x Ring hangers (Marked 2 pieces black masking tape)

2 x Petzl straight hangers & Maillons. (Marked as above) except the hangers.

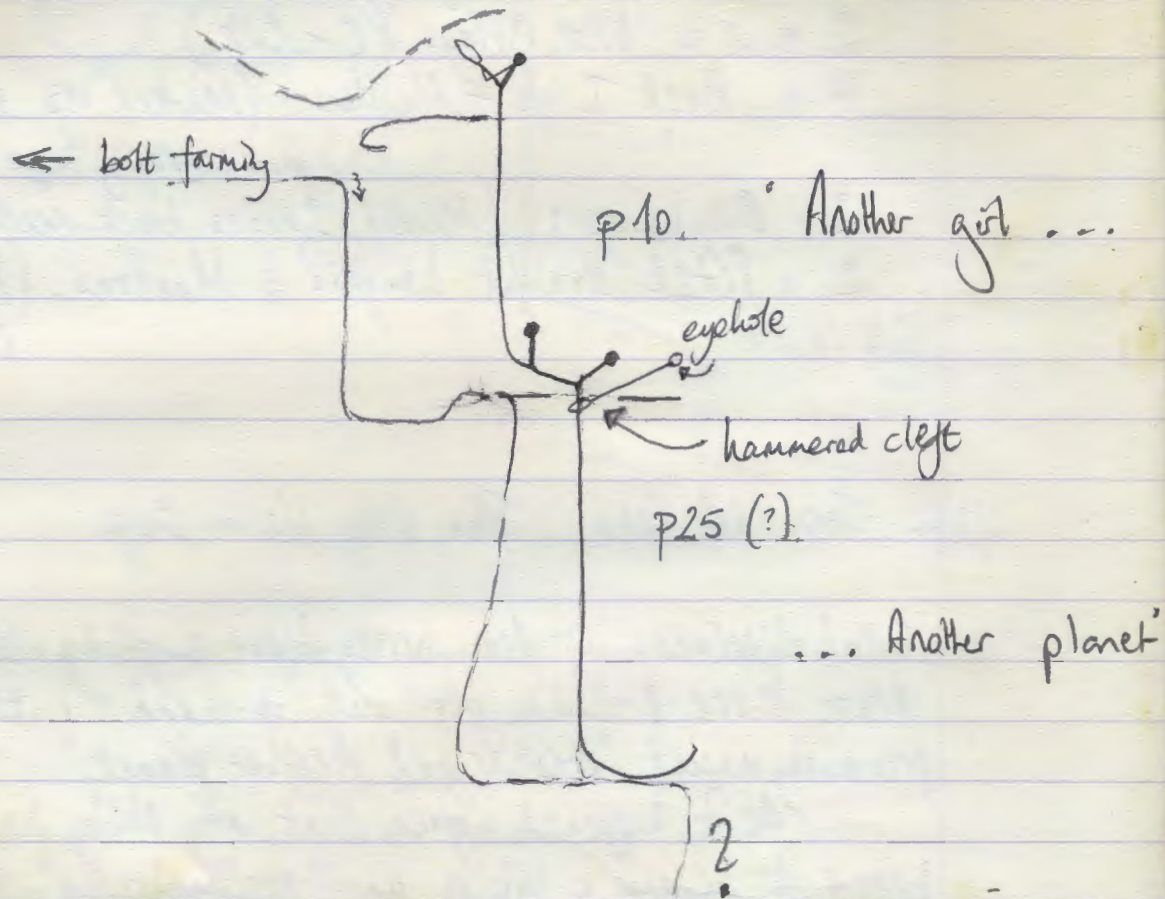
22/7/96 Torca del Vasco John, Nobby, Martin, Geoff.

Initial objectives = complete survey before anything else happened down there & things got out of hand; rig & descend pitch previously named "Another girl, Another planet."

As it happened, given that only Nobby had been down before, it became a bit of an "acclimatizing" trip i.e. route finding and working out that removal of a certain amount of SRT kit, if not all, is really the best way of negotiating the crawls following Anita's various holes. Geoff decided that re-exploring the rifts below Anita's hole would be interesting so we managed to lose him for a while. At the top of the ladder pitch we all had the same question "Where's Geoff?", bigger he's got the survey gear." I went to look for him & caught up at the bottom of "The big sleep". We caught up with the others by the window above "Another girl, Another planet" with Nobby placing a bolt to descend the first part of the pitch to a large ledge. We descended this and could see down a narrow cleft in the floor to another large ledge & a pitch beyond that. The rock was slightly friable so 2 bolts were placed in the available decent rock & the rope deviated through the floor cleft which itself had to be hammered to human size. The pitch itself is c. 25M

(33)

with the one beyond being estimated at 25-30 M.



The pitch, No (?) with a short traverse & pitch followed by a large hang off a wire belay is ~~DANGER~~ DANGEROUS! The figure 8 is already starting to rub badly & there is another rub point on a bulge of rock c. 1m below the knot. Converting this hang to a suitable "Y-hang" would solve all problems. Req'd = 1 bolt/Spitz. The bottom of the "big sleep" requires a re-belay.

The top of pitch 4 was very loose (& probably still is) as a significant part of it made it's way onto my head. The black stuff on the side of the shaft is probably dried blood! TAKE CARE - ONE AT A TIME! Martin Smith.

Wed 24th July 7.15 am

Cl reaches -400m

So you don't need to wake me up,
in cl at the bottom there is:

- lots of tape
- a dozen mairons
- 2 hangers
- 6 krabs
- no rope
- a bolt kit complete with anchors + wedges
- an undescended 40m pitch (3+ seconds)

Pauline.

Yeah! - 400+ ! Take that + party!

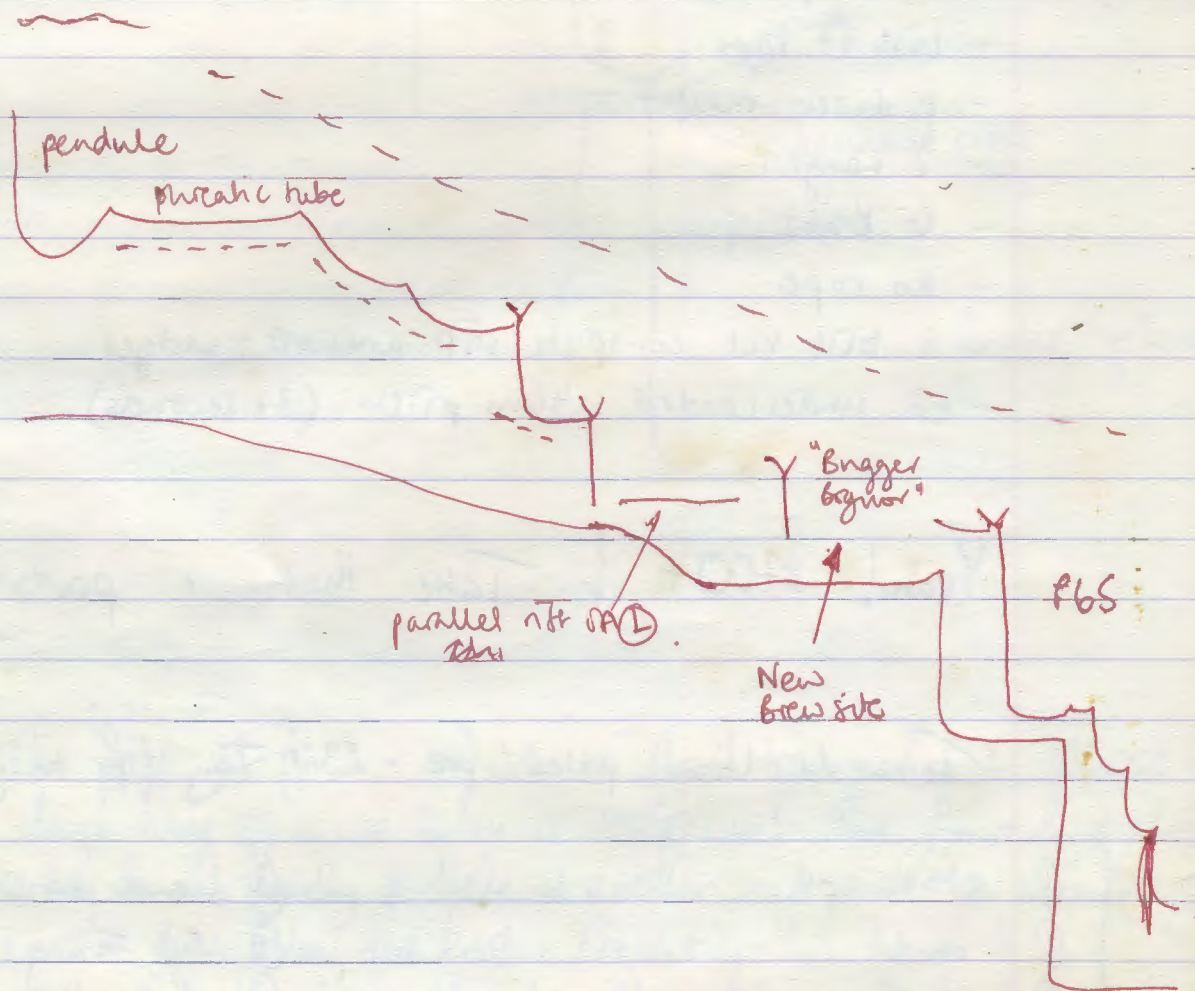

Nob.

Torca del Vasco pitches pre - 23rd July (for re-rigging purposes)

- | | | | | |
|------------------|---|---------------------------------------|---|------------------------------|
| Polifemo
82 c | ① | entrance ok | ⑬ | another bolt? otherwise ok |
| | ② | ok? | ⑭ | Bolt Farming - another bolt! |
| | ③ | ok? | ⑮ | Another girl ... |
| | ④ | loose needs gardening (see left) | ⑯ | ... another planet |
| | ⑤ | tiny ok | ⑰ | ??? |
| | ⑥ | replace crap deviations with rebelay? | | |
| | ⑦ | eyehole - replace crap natural backup | | |
| | ⑧ | big pitch (see left?) | | |
| | ⑨ | ok | | |
| | ⑩ | Ant's hub pitch - tie off | | |
| | ⑪ | Big sleep - rebelay urgently | | |
| | ⑫ | ladder down to Marge Tubs | | |

(40)

Grade 1/2 C4



C4. The Narrative.

Pauline, Nobby, & Tim B.

My first trip to The Picos, first trip down C4
 And what a trip. More depth was revealed than
 most caves in Britain have to start with! Ok, so it's
 easy to discover open leads, but it's thrilling anyway.
 The descents into huge shafts are awesome, & wore
 out my right glove in no time; the mortar - well
 what can I say?