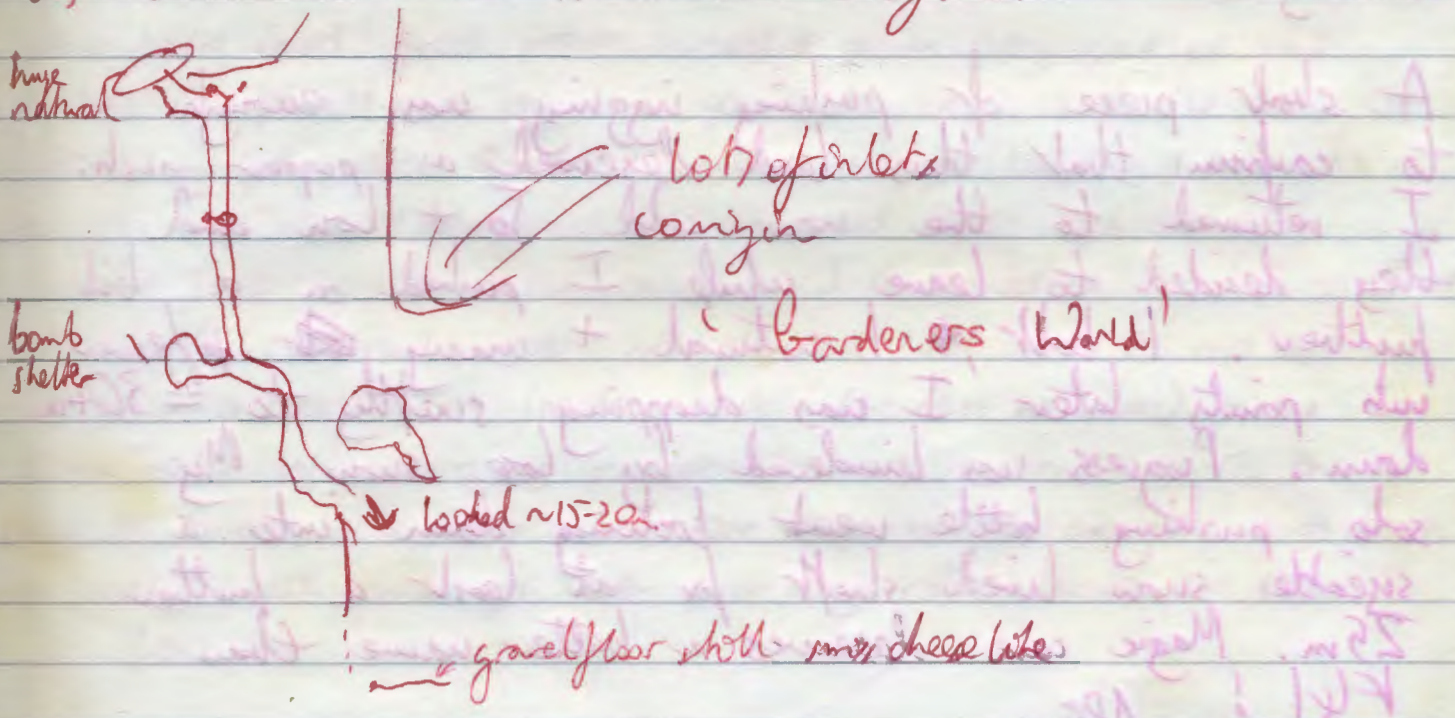


Is it a bomb?, or a small gas explosion? No of it, El Arbol with his head on fire.



"It's amazing what you can do with a rubber glove" - Ali

'Whose is that jolly jumpbuck you've got in your tacklebag?'

FH1 22/7/97

Found the entrance really quickly and had a lovely trip down to the bottom. Ali & Lou having never been down before were particularly impressed by the snow and the ice formations. (I'd really enjoyed sliding down the ice too). Jo de-rigged to the bottom of the 3rd pitch while Ali and Lou stood on the ice and looked down the not too promising passage through the ice. A slight re-arrangement of rigging and Ali went down and found to his surprise that there was a huge pitch. He came back up to make further re-arrangements to the rigging before going any further. Lou and Jo were by now extremely cold and needed

to start moving out as Ari was putting in a bolt.

The story continues . . .

A short piece of pushing rigging was enough to confirm that this lead deserved a proper push. I returned to the now cold Jo + Lou and they decided to leave while I pushed on a bit further. I bolted, ~~at~~ a natural + many ~~at~~ fewer sub points later I was dropping swiftly to $\approx 30\text{m}$ down. Progress was hindered by loose snow. My solo pushing bottle went looking down into a sneaky snow lined shaft for at least a further 25m. Magic cave deserves a better name than K&L! ALC

Canalys #1

Rob, Huw, Nobby

The trip started well when we talked Flew & Andy into carrying the rigging gear & 200m rope to the entrance for us. Then they found Keith's missing 70m of rope and gave it to us as a present.

Rigging the cave was inefficient - I put in a few bolts and got to a large ledge. The others stayed on the surface debating whether to warn me about the impending storm. Eventually they did. When I reached the surface the sun was shining so we did some shaft bashing. A bit of a mistake because before we got back to camp a big storm made us very very wet and cold. Brrr..

Rob

21/7/97 The cave in the bowl that Rob showed Lou and had lots of moonmilk in it!

Never having caved abroad before I wanted to go in every cave we saw so when Rob pointed out one that you could crawl in on the wall up I grabbed my little torch. Round the corner it got bigger and there was a bit of drop so I went back and borrowed Huw's questie (the limestone is a bit sharp for shorts here). It seemed to go on so we dumped our camping gear and returned late on. Ali and ~~me~~ I went down a ladder 5m (needs a bolt for next ~~to~~ 6m) at the bottom to the left was a big passage with lots of moonmilk. To the right Ali found another drop about 10m deep so we are going to go back one evening. I still can't get one how many caves there are here Lou.

23/7/97 F41

Ali, Lou, Jo

It goes! Yipee! Ali rigged down for 3 bolts & 2 natural belays. We used up all the rest of the 25m rope originally in there, & 35m of the 40m rope. There is a 50m (at least) unrigged pitch ~~at~~ as yet un-descended. Wide open! We didn't survey because we were v. chilly. Interesting levitating boulders (snow) on the way down. Jo

23/7/97 Canalizes I Gavin, Huw

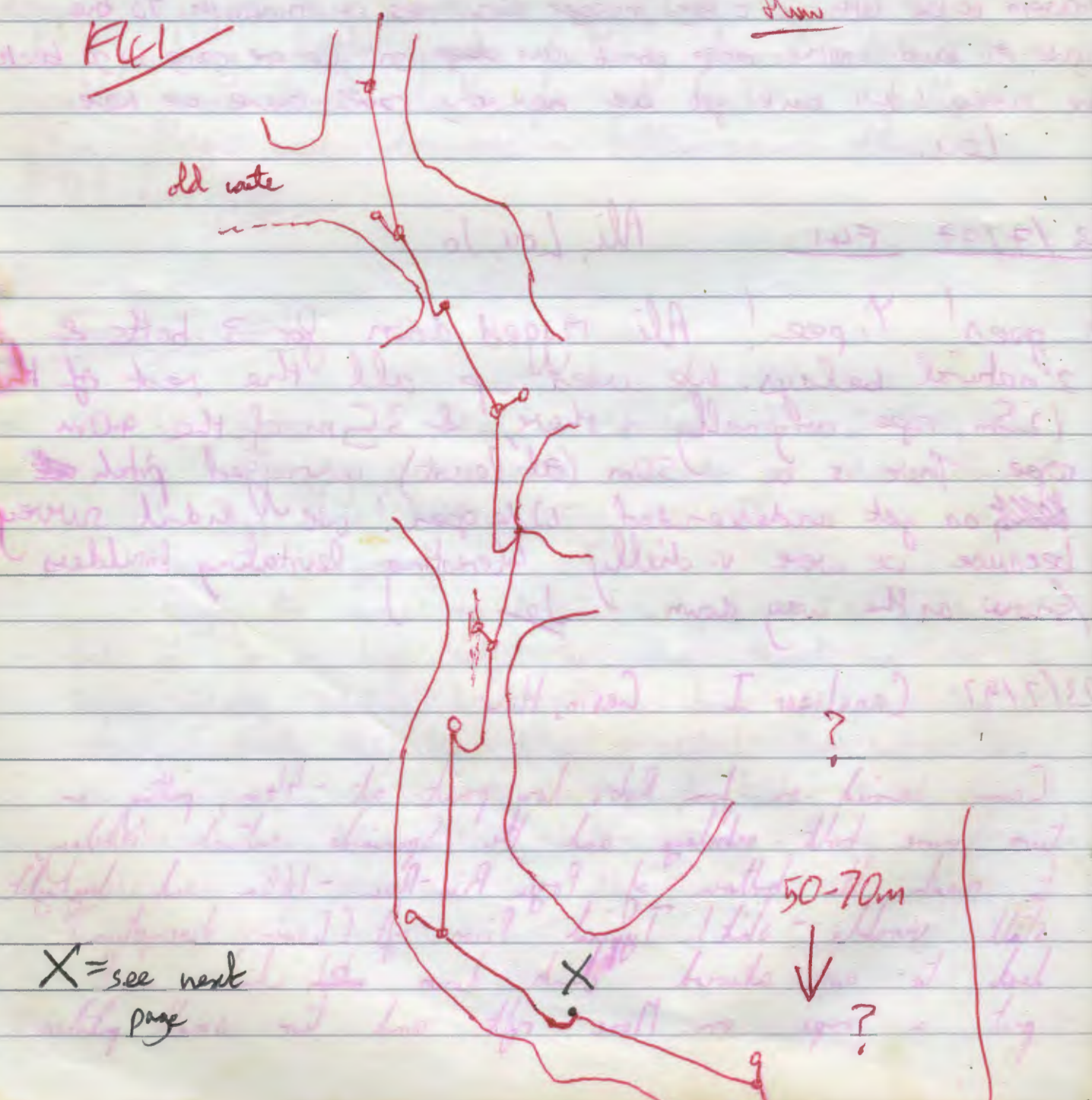
Gavin carried on from Rob's low point at -44m, putting in two more bolt rebelays and the Spaniards natural abelay, to reach the bottom of Pozo Rio-Rac. -169m and daylight still visible - shit! Typical Picos rift (Gavin's description) led to an awkward climb down ~~at~~ which we'll put a rope on. More rift and two small pitches

and we were at the 'end'. Five minutes hammering of half a dozen insubstantial flakes and we had a govt. The rift ends at a large area with inlet and phreatic crawl (followed for 50m - continues). Following the stream down a dike leads to more rift with another inlet to a 15m-20m pit into a largish chamber. Some minor re-rigging and a very long prosite finished off an excellent trip.

How

Flc1

old route



X = see next page

50-70m



?

23/7/97 F88 - Reb, Andy, Fleur

Andy and I were trying to make a full a day as possible by going ~~earring~~ caving after carrying up to top camp. My first spanish cave! My first trip on carbide and I didn't blow myself up. We were meant to be surveying some missing traps, but didn't bring any survey gear. Hoped for some in the cave, but (un?)fortunately there wasn't any. Started to derig. Reb spotted the way on just where the cave changes direction and we regained the draft (I was barely freezing). A traverse needs rigging into the rift, so watch this space. Came out in time for fantastic sunset and view down over top camp. Fleur


There aren't many caves around here, except underground of course - Nobby

Who said & why:

"You could take a potato"

A long discussion as to 'why we go caving' produces:
 'We're all seeking glamour really, but our knees are just too muddy' (Jan)

'Whose are these underpants?'




Another blindingly early 13:30hrs start took us to F41 - Ian carried the 175m of rope up for us - what a star! We were - swiftly hitting at yesterday's limit of exploration - the top of a very awesome looking shaft. A couple of interesting webelays gained some horizontal distance into the shaft and got us out of the water. When the floor finally came into sight it was virtually completely flat with a ~~lot~~ 5m² iceberg of snow sitting in the middle. A brief examination was made and NO way or was found - bummer!! 1 1/4 back to surface, camp for 18:30hrs. Bloody excellent trip, Bloody excellent cave!! Hi

58

F56

Rob & Flew

24/7/97



Rob did his "yo-yo flying" across the dodgy traverse spotted yesterday, then bolted it whilst I derigged the rope from further down the cave. The paduke rigged I absconded down a bit, then had to be pulled across to the other side by Rob. The way on was a chossy boulder slope floor. A climb up went towards black space. A up the boulder slope was a tight hole into a ~5m wide rift and a ~20m pitch.

We'd lost the snow and gained the draft. Needs a return trip with more rope. (I still can't get the hang of prussing up ice slopes). Area

D Area P. 11

24/7

Revisited D12 (needs tagging). Climb over final meander gave some pretty formations but ended in choke after 10 metres.

"D9" revisited. Dug crawl for 6m but no draught.

Due W of "D9" and 30m lower is "shepherds" cave. About 25m north of this is descending gallery in loose rock. Terminates at choke after 20m. (D14?)

N.W. of "D9" and 40m lower is yet another entrance. Climbable meander descends 10-15m to further pitch head of c 10m (undescended) into 'reasonable' sized meander. Needs bolts. (D15?)

Ps: Location of "D9" Snow pole 172°. 20m below obvious rock over on W side of hill.

24/7/97. Shaftbashing - Area F. Will, Lou + Jo

[F45a] Descended from rock bridge to land on snow plug at -15m. Snow slope heading SE down rift closes down to impenetrable rift after ~5m of descent. Possibility that rift may be wider below snow. No other ways on.

[F46] Me and Lou climbed down entrance to check out claim that "a chisel is needed to make further progress". Decided that we were sufficiently thin/stupid to push it, so changed into carrying gear and rigged pitch for SR1. Descended to snow plug at -8m then followed snow plug down to false boulder floor. Gardened floor to opening rift with man sized hole, then I managed to wedge a large boulder across the widest part, leaving a vertical squeeze between boulder and rift. This dropped onto a snow slope which we descended using combined rope/ladder tactics before abandoning them to a traverse in the meandering rift leading to a ~10m drop back onto the snow, as yet undescended.

