

Food on 5/7/13 ROUAN

Also baby bottle SANITIZER.

went to supermarket Alondos (near hospital)

eggs (none broken/cheap), nuts, ZKUTHEBE, CHOCOLATE, ORANGES, CARROTS, BROCOLI, FROZEN PEAS, CORJETTIS, BREAD, MAIZE SNACKS. Virotox 9  
All fresh stuff brought up; some ORANGES left in van. Also got a clipboard, brought water proof paper, some moshi + SILLIES UP / TEABAGS

WENT to Llanes to collect IAN afterwards due to BUS FARE low capacity / unreliable buses from bilbao.

Richard's diary continued, San Bartolomé Mon 1<sup>st</sup> July

El Hefor aka Mopu Plan according to Tecca shared us who  
we will go wrong on the hike and told a few of her stories  
"I've got a story about that actually..." Tecca is a Spanish  
cave + cave diver who was on absolute legend, ~~whispering~~ us how  
year up the hill and saving out the permit to cave.  
"Don Simon is water and oil dig". Next day he is  
and another haul (Ramon did 3) - ~~Wed 3<sup>rd</sup> July~~ I got the days mixed

~~Wed 2<sup>nd</sup> July~~ - Shore and myself took the car down to  
Cangas de Onís to shop and pick up James who turned  
out to be from QUB and we both knew a little.

Tried to buy things, successfully got £100 of shopping which  
was mostly 6kg of cheese and 3kg of salami. Also  
Don Simon but not enough Viro Tinto. We tried to  
buy a whiteboard with no knowledge of Spanish in various  
shops. Shopkeepers went into the back for a moment and  
came out with things like chalk, paper, permanent marker.

The one lady who understood us ("blanca, boards?") didn't have  
any and suggested the Libradire bookshop, where we were  
understood. For a town with so many souvenir shops you  
might expect a better general understanding of English but  
perhaps the Gringos only go to warmer parts of Spain on  
holiday. Eventually while Shore was in the Morstar shop for 2 hrs

I found an Asian cheap cap shop and got whiteboard markers  
labelled in English, and plastic wallets for the board. Shore  
meanwhile wanted for a passionate old lady to show down  
the phone and then a couple to buy 2 phones, which  
took 90 minutes. Shore then handed over all his ID

and assisted by a 7-year-old girl who was the only  
one to speak English in the shop, got a "Redago"  
SIM card which cost €22 some how and wouldn't  
give him internet! Put it in my phone later which gave  
the APN settings for Morstar but I had to disable

proxy for web browsing to work. Should be £2 for 3M card and  
£3.68 per week for 100MB internet. 3G signal can be obtained  
atop the hill between refugio and weather station, on Monitor, and  
on Orange next to the weather station. While there was in  
the shop I picked up James, got petrol for the generator (had  
to stop the fella trying to put diesel in my car) and  
got shouted at for parking in a taxi rank. I'd forgotten  
to sunscreen my legs in all this and had nice burns on  
the outside. It was 28°C in town. Foggy at the  
car park though, and we spend Stephen Eabra who spent the  
day rearranging the van, tonight being around \*rough\* and Roman,  
and went up the hill. I carried about 10L of petrol, my accordion,  
personal army gear <sup>in a tackle</sup> sure stopped to my necessities, maybe  
30-40 kg.

Tues 4th July - First try to enter Xitu, with James and  
Roman. Failed all morning as we had to wait for Tam Axel,  
Bain and back to reing entrance series. Walked to the cave in  
early year I was carrying 2 bags. Pretty exhausted from the sun  
we headed in and Roman went first, then James then I passed  
2 bags to James through the tight bit of domas rift. Set  
kit still on I tried to squeeze through on my left side  
but fell short of the bulgy bit and bashed out. Rance  
and repeat. Then James suggested trying on my right hand side  
but I didn't like how that felt, mentally wrecked and  
a bit physically from 3 days of carries. I decided to  
turn around and delay domas for later. Took a lot of effort  
to get up entrance pitch.  
Back at the refugio I was reinvigorated by everyone and solved  
to try Xitu the next day.

(P10)

Fri 5<sup>th</sup> July - Bringing the whole to climax. by Richard

Another blazingly hot day in Airo, we left for Xitu about 1pm. I decided to carry my gear in a bag and get charged in the shade of the entrance. With Emi and James we took a personal bag and 2 bags of camp stuff. Headed in and Steph, Shane and Eabha caught us up. James first, then I passed 1 bag, then went through direct rift on my left side no problem, sat atop entrance series waiting for Emi who just tried to do as Steph suggested and go through standing up, but got her chattering hips stuck. She couldn't back out because she'd dropped a bag into the traverse line and Shane just helped her had to help her out. Then she had no problem going through sideways.

We dropped the entrance, Edies and halfway down (stop to let the other team through. Emi got a bit cold and as it was an acclimatisation trip we had food at Custard/Customs (Kiln Hall and headed back out. I overtook Emi about halfway up and was first to the top.

See later for the rest of the epic tale

## McFassin & Sons Ltd Trip to Set up Camp

Did not get camp set up. All <sup>(10)</sup> bags left at top of flat iron, too many for 3 to bring down. And too exhausted to carry some down & get back out recommend team of 5 go in with 2 of them prepared to do a power trip. Camp won't get done with a team of 3!!!

### Break

Cave is rigged as far as camp. Feels

Emma, Tom, Jeff => Are heading down the hill to do a carry. Will do a carry later this eve & let us know (dec) if there is anything that must come back up.

Emma

↳ no petrol in van - could only fill empty containers

Fri 5<sup>th</sup> July continued - "This whole is tight"

Going up the last pitch before Clonax rift I had a real sense of dread as if I knew something was about to go badly wrong, which is justifiable given my experiences on the previous day but I told myself it would be fine, I got through no problems on the way in.

I hung the bag on the traverse line, put my coil and maillon into gear loop with the descender and fuelled by Decathlon's finest ISO tonic hyperjuice slung myself through the Clonax Rift on my right side. Possibly high from the sugar rush, it seemed that I believed I could fly and this might have got me through the first tight bit but then I came crashing down just before the bulge on the left side. Tried to force myself through and it wasn't happening. So I decided to back out. Very tight. I think it's wider lower down, so one foot on the steeple. I force myself back. Nope. Slipping down, stop, try and move a bit, slip down some more, eventually come to rest wedged as far down as my fat arse could fit. "NO, NO, NO!"

Emi comes up the pitch and appears around the corner  
"Help me... please"

"Ok, try to use the steeple to push yourself up"  
I could just reach it by sliding my left leg up at 45°, and couldn't get any power on it.

Next thing to try was Emi's footloop, which she installed in the traverse line and flung towards me. It was in about the same place as that useless steeple. Putting my foot on it just tightened the traverse line around my neck.

Emi looked up. "Ooh, there's a steeple in the ceiling. Why the fuck did noone tell us that was there? I'll put my footloop around it!"  
Footloop was the wrong length but I had a 240cm

sling over one shoulder. I wiggled for 5 minutes to free it without dropping my knife, whistle and spinner which were dropped into it. Emi grabs the sling and puts it around the stope so there's a thing allowing me to pull myself out, me and sled.

Grab it with my left hand and pull with all my strength. That's enough to lift my bodyweight but oh no I'm not moving, I'm wedged in good. How the hell did I get in here anyway? (Oh yeah, 90 lbs of gravitational force)

I fling my head around to look back ~~back~~ towards the cave exit, and my light goes out on stub. I'd actually just knocked the switch on the D, and I could ever reach it to turn it back on. Panic over. 'Oh, maybe there's a way through at a low level this way.'

Emi: 'Can you see the line?'

Me: 'Yes I can see the traverse. Do you mean the way through. No not really.'

There was a bit of a jolted just above my right foot so I tried to use that and gave myself huge cramps in my right leg. Still no progress but I then realized I had centimetres of space in front of my D-matter so might be able to remove my SRT belt.

This felt like it took hours and I still couldn't get R leg loop off but got the gear away from my waist.


With foothold and sling I managed to get up with little difficulty now. Sat on stope precariously atop the pitch, parking, eating, drinking more hyperjuice.

Emi had another genius idea - use leg as stope - so I got through no problem this time. Except I was the wrong side of traverse. The end tripped. Had to reverse a bit and sort things out.

"So tired" I said. Emi says this is more commonly used as a sexual phrase, she's into some weird stuff.

08 JULY 2013

STEPH, IAN & EABRA'S CAMP INVENTORY.



One amazing parachute camp	
4 sleeping sets, - sleeping bag, thermarest, gortex liner bags	
1x MSR stove	2x needles
2x fuel bottles (full) (with)	6x veggie dried meals
4x Alpenix suits	6x tuna/meat meals
1x thermarest repair kit	1b veggie cup a soup
1x MSR bag w/ heat shield	6x meat " "
1x $\frac{1}{2}$ full electric lighter	8x jelly
1x normal lighter	2x packets porridge
3x daran drums	1x honey
3x pots	1x big bag dried fruit
washing liquid (~30mls)	500g milk powder
$\frac{3}{4}$ full small daran w/ coffee	11x inglesport flapjack
1x wet wipes	
1x small bio degrad. bags	WD40
1x bag of tent inner	20m 11ml red rope
1x daran drum w/ tent inner	1x hand bolting list
3x strips pro plus	1x small gas canister
1x washing sponge	2x 8ml drill bits
Teabags ~ 20	2x key hooks
2x small boxes protein tabs (100 tabs)	2x drills
2x custard sachets	3x batteries
1x small box sugar	11x maillions, hangers & thru bolts
	4x " " spit bolts
	8x hangers & spit bolts
	3x snap gates
	~ 10m sling tape
	~ 10m 6ml cord

NEEDED - more fuel, psohot rocket for gas,  
 scourer/scruber, storm matches,  
 MSR expo repair kits,



"Expedition wine? I drink the most out  
of everyone here and I have a problem with  
that" ~~Random~~ Anonymous Insults quote //

"I might start having some of that expedition glasses"

"If they can have expedition wine why can't we have cider"

"What the fuck do you mean, expedition wine"

TEAM POKA-DOT KNICKERS.

EABHA, IAN & STEPH

Important Notes first.

Camp is ace ☺

Leapers scrub rope needs replacing

Put tarp on wet stream pitch in entrance

Care on flat Iron some rubs on upper pitches

Samaritan pitches top of both v. loose - ⚠

Samaritan II sling tapes rubbing - needs sorting

Top of damtivation - start of traverse, rope 2 short

Top of Gap - very loose

Ruthafros - rope rubs - be v. careful SET against wall  
also loose stuff, rock brittle & sharp.

Entropy & Arcamedies - choosy as hell, bolt came out so  
needs a bolt putting in -

General Custards review

After just 9 days up here, my work forces me to leave, and what should I say, I hate the idea of leaving that early. Now the less I spent some days with lovely people in the melting sun and a stunning cave. I wasn't able to camp in XITU, but still made it to Camp I while a rigging trip with Gaelan. Actually, I spent most time in the cave rigging it on several trips, including <sup>doing</sup> fancy stuff like rescuing a roll mate out of a dripping-whale pit that scares the shit out of you if you don't put Hangers in the wall or stone bolting (we didn't have a hammer).

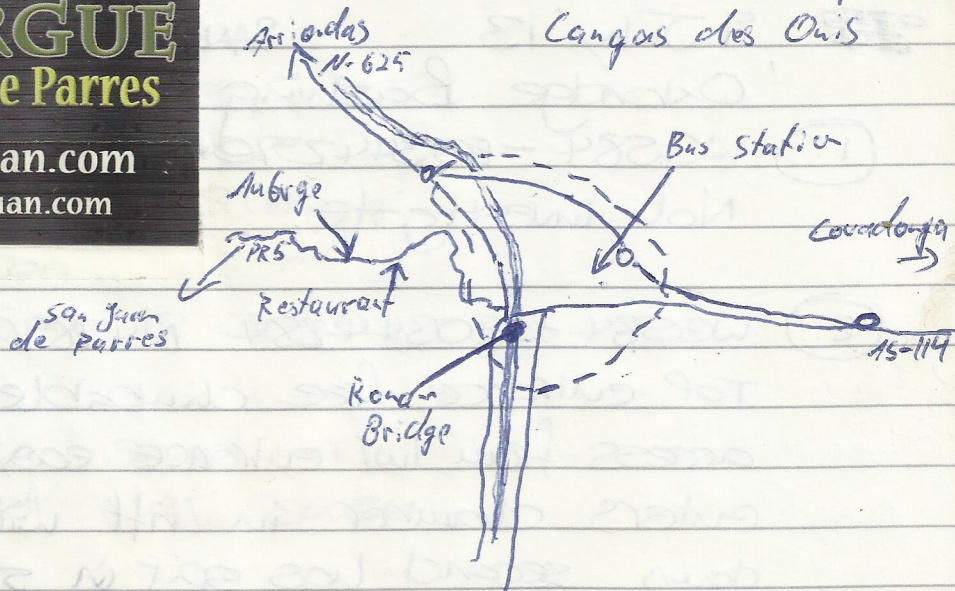
Thx for the nice time and hopefully you find big new passages!  
Aed

Ah, and if you are looking for a Vostel in Cangas dos Ouis, this is where you find it:



Notes:

It's just 24~ from Ouis and has showers ;D (and speaks English)  
Cangas dos Ouis



AHjourney.de

Emma, Jeff, Tom 8-9<sup>th</sup> July

- Food inventory in Jeff's notebook not sure of best food inventory way to log
- Took two wire belays off chim down before camp for Samantha II but didn't replace slings ~~as~~ - they are currently at camp
- Put bolt in on pythagoras & rigged to the bottom
- Sorted the shot rope at the top of Dampbration
- rigged until choss chock - top section rigged but needs tying off at bottom
- Saw second team on way ab to let them know
- Cheese Grater Bypass could do with a traverse line to pitch head on down rope
- is a bit exposed in the cheese grater bypass.

~~8~~ 9 July '13 SANDY + STEVE

'Oxbridge Bashing'

1. WGS84 - E0344270 ~~WGS84~~ N4789634 EL1539  
Not investigate.

2. WGS84 - E0344284 N4789625 EL1612M  
TOP entrance free climbable but easier access from low entrance easy free climb enters chamber in rift with three ways down second was spit in situ & free climbable

3. WGS84 - E0344309 N4789694 EL1506M  
2m climbed to checked floor with crawl not inv.

4. WGS84 - E0344702 - N4789524  
Entrance to 9/4 (probably) located

2x wet wipes  
4x toilet roll

9 July '13

18x custard powder

1x bean feast

2x pasta & sauce

4x veg casserole

40x rice packets

48x tinned

1x tea

6x instant noodles

3x faluka mix

11x cupa soups

24x cous cous

1x nutella

4x jam

2x large peaches tin

1x Diverpate tin

2x tomato puree

1x peas tin

9x tuna tin

2x school bars

3x squeeze honey

4x bars chocolate

1x moroccan seasoning  
mexican

1x mulled wine spice

3kg pasta

5kg fling semolina

1 bottle hot chilli sauce

1x salt

2x packets van bread

4x chilli con carne seasoning

2x cartons wine

1x chicken gravy cubes

1x cajun seasoning

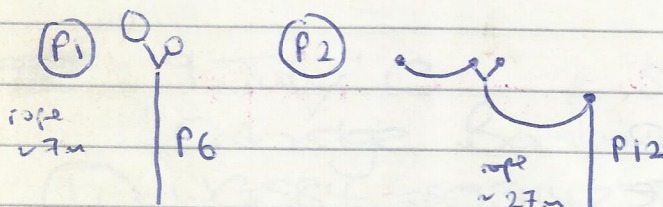
1x packet luts

A joyful  
carry of  
the following  
items whilst  
expo chef  
got pixied  
in Cargas

---

9th July  
 Team Team (Emir and Shane). Meoded in in the afternoon, maybe to try to avoid the heat of the day. Any how got into Teresa Series and along to the steep slope with the hand line up to the right. Climbed the large flow stone <sup>formation</sup> up to the left at the top of the slope. [Oh yeah, we replaced the rope into the <sup>Lepers</sup> scab.] We stuck a bolt and hand lined the climb. ONLY for the good at climbing, this may help to reduce traffic and preserve the flow stone, although who knows when the last time water flowed there. <sup>Pit</sup> Passage leads on here, this may lead on to Snow Castle, did not go to far in myself, as Emir was getting cold from the draft and it was a good excuse for me!

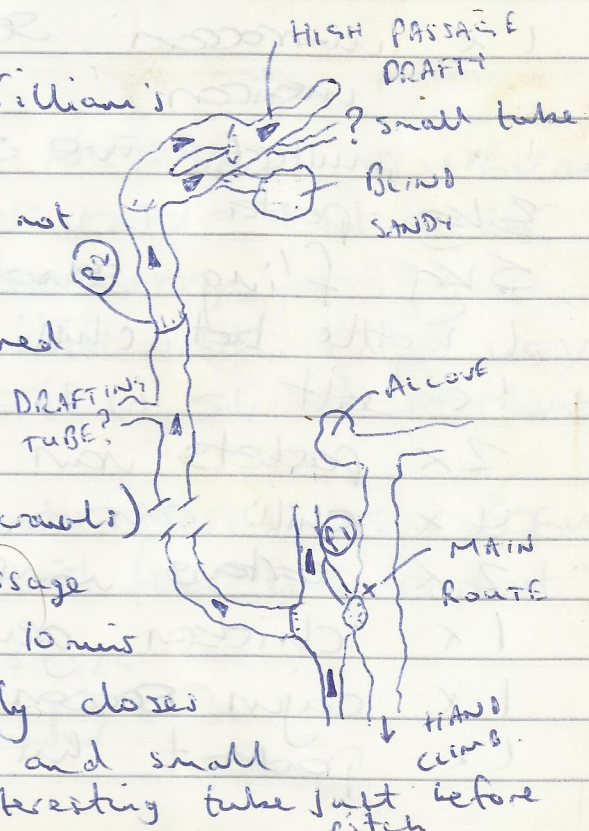
10th July 2013 William's Bit Ian Holmes



X KIT STASH: 8m tape  
 (will be left to 8m Gun and  
 container  
 explosive) 1x M, h + steel  
 5m

Short solo trip down William's Bit (12m pitch at the end seems to match survey but not completely sure). Steph's suggestion of turn-off turned out to be an alcove.

Dropped short pitch from hole on main route (sandy crawls) to 3-way junction. Took passage heading N and after approx 10m in caving found 12m pitch. Mainly closed down at base, but drafty, and small tube not looked at. other interesting tube just before pitch.



10 July 2013

◦ PLAN - CAMP ORGY.

- Drill batteries 14v batteries.
- few more metal work
- Darian drums of food.
- lots of petrol
- lighters & matches
- gas stoves - we need fuel gas?
- Boy roll
- Lots of black sacs
- Batteries - AA's & AAA's
- more sleeping bags - 2 sleeping bags
- Caving handbag
- first-aid stuff - burn cream
- cave descriptions & topos
- Some more rope for el proutan
- MSR expo repair kits.

WE NEED  
TO  
ESTABLISH  
COMM'S.

Sandy, Tom, Emma, Jeff & James

TEAM ORGY

- ① Tom
- ② Emma
- ③ Entha
- ④ Steph
- ⑤ Jeff
- ⑥ Sandy Sandy
- ⑦ ~~Arctina~~ Maybe Arctina.
- ⑧ Pan
- ⑨ James

10/7/2013

SANDY + STEVIE

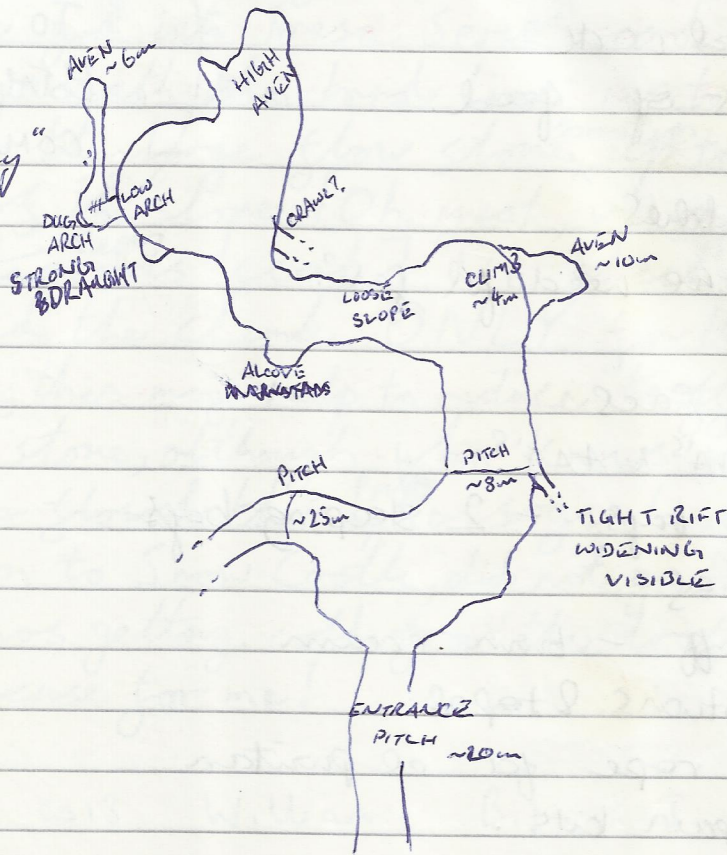
CAVE : 9/4

- MARKINGS IN RED PAINT :

OUCC  
82 9/4

①

Sketch "Survey"



9/4 reinvestigated, first pitch re-rigged with two spits. Left hand route finished according to shaft bushing guide so not descended this time.

Right-hand shaft descended and climb lead mentioned in the guide climbed. Climb leads to an aven which is blind.

Down loose slope leads round corner to a high aven which was partially climbed but did not look promising.

Low archway on left draught's strongly, passed to rubble floored passage.

Some digging found another arch which also is the source of the draught. Much more digging would be necessary and the dig is possibly trend back towards the left-hand pitch.

Another lead exists as a rift ~2m down the right-hand (8m) pitch. v-tight but could easily be widened by hammering and a widening passage is visible both beyond.



## EL PURITAN NOTES FROM 2013

- boulder slope up to the R in EP.
- large wedged boulder - long wire
- 15m climb - one bolt + one natural (but rub)
- large chamber, short steep climb to left.
- old cairn - limit of 1981.
- 3 ways on
  - ① pitch to stream - leads back to camp.
  - ② traverse to v. bold step - large passage
  - ③ perilous traverse to small chamber + slot, rift to another chamber - possibly links back in near camp.

ROMAN - 6TH TO 11TH

WENT IN WITH BRIAN + JAMES Sunday evening with several bags, collected more bags 11intotal and transported to top of flat IRON which AVEL + GAELAN were still rigging, left bags and came out to bed, out by 04:00.

7th: Slept 0400 to 0800 then continued the objective of setting up camp with STAN, MELINA, SANDY got camp set up by 2130 and we slept until 0200 when the rigging team returned from Pythagoras. Came to surface at work time, wasn't allowed to go back underground so did atherosol press up, then washed and bed.

8th - Objective: Final setup second camp with GAELAN + BRIAN

late start with gear loss so went to camp 1 and ate rations then slept over some rations + beer feast.

9th: 10:45 - left camp, rigged an from cross check to chunder pot, carried bags to top of chunder, successful trip, returned to camp at 0100 for more rations + flapjack.

10th left camp and came out gave GAELAN foot warmer then blessed out, nice to not stop, washed/dried gear ready to go in on 12th.

### observations

10/7 - 10:00	- CAMP 1 - <del>IRON</del> ALTI: 1134m	895mb	6°C no accurate T <sub>6</sub> temperature
10/7 - 13:30	- Bottom of entropy ALTI: 874m	924mb	
10/7 - 17:30	Bottom of Flyer ALTI: 769m	937mb	
10/7 - 19:30	End of Flyer <sup>above chunder</sup> (CAMP 2) ALTI: 775m	938mb	
11/7 - 01:15	CAMP 1 ALTI: 1150m	895mb	

### Objectives

6th to 11th - Setup 2 camps + get to chunder pot ✓

12th onwards - rig deeper + investigate lower leads.

ARMY | Back in June 4 tea & medal  
good and chop ☺

## STUFF TO BRING UP

All Surrey equip

- also set aside in a clean bag is a compass & dino wrapped in roll mat
- says beardy's .... on it.

crow bar

9mm rope as much as possible

Any rigging left - flex drill check for batteries  
H. bolting kits if any

Remaining 1st aid stuff  
& kasa's (storm shelter)

TOM / EMMA 12<sup>th</sup>

Went down to re-rig the cheese grater bypass the  
back to camp. Didn't go further as had a dodgy weather  
forecast.

TOM, JEFF, EMMA, JAMES, SANDY, 11<sup>th</sup>

Photo trip from surface to camp with Jeff taking photos, Emma, Tom  
and James modelling and Sandy assisting.

Photos at: The Gap, top of Flat Iron & bottom of Flat Iron.  
Long, cold and resulted in several cases of inner suspension trauma  
but results are pretty!

FRANCES, ORLA, STEVE, SHANE (known as Richard for the duration of this trip) 13<sup>th</sup>

One hour stuck in the rift. Frances and Steve pulled Orla up and while Shane went  
below to push her he discovered that the lower route was much easier.

Shane, Frances and Steve rappelled down for an hour and then climbed back out  
the Entrance series for another hour. Get attacked by ~~the~~ Fakhia's/Steph's bra on  
the way out of the cave.

FRANCES and Claire (Team Broken (slightly)) 14<sup>th</sup>

Get into Xitu at 4pm. Went down to Stream Pitch (7pm).  
Went back up to make our call-out time, got out of the cave by 11pm  
(to everyone's astonished amazement). Claire's twisted ankle caused no  
problems.