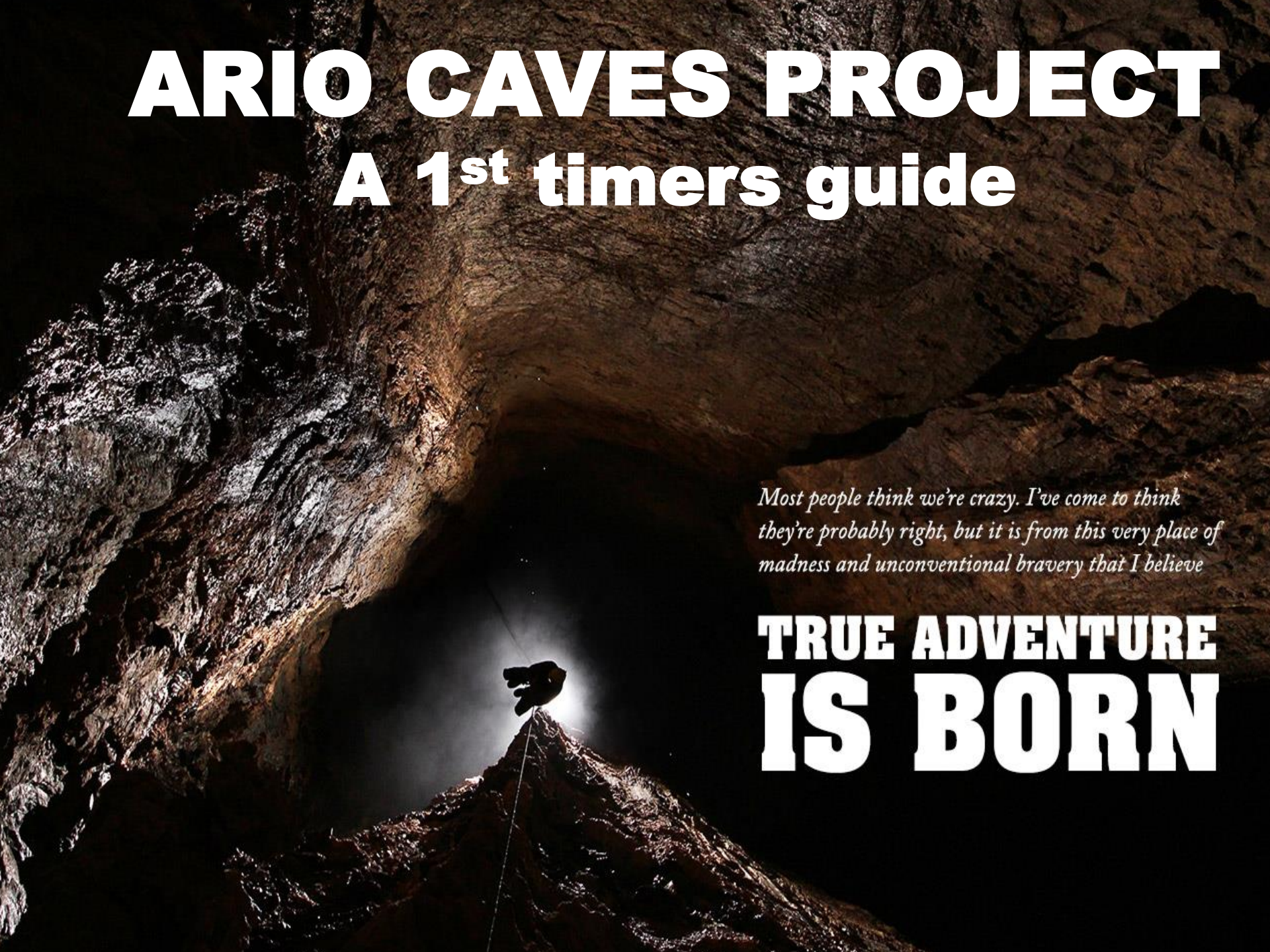


ARIO CAVES PROJECT

A 1st timers guide

Most people think we're crazy. I've come to think they're probably right, but it is from this very place of madness and unconventional bravery that I believe

**TRUE ADVENTURE
IS BORN**



What & When?

- **International Expedition -
Picos de Europa**

**Members from -
England, Ireland, Scotland,
Wales, Germany, Spain**

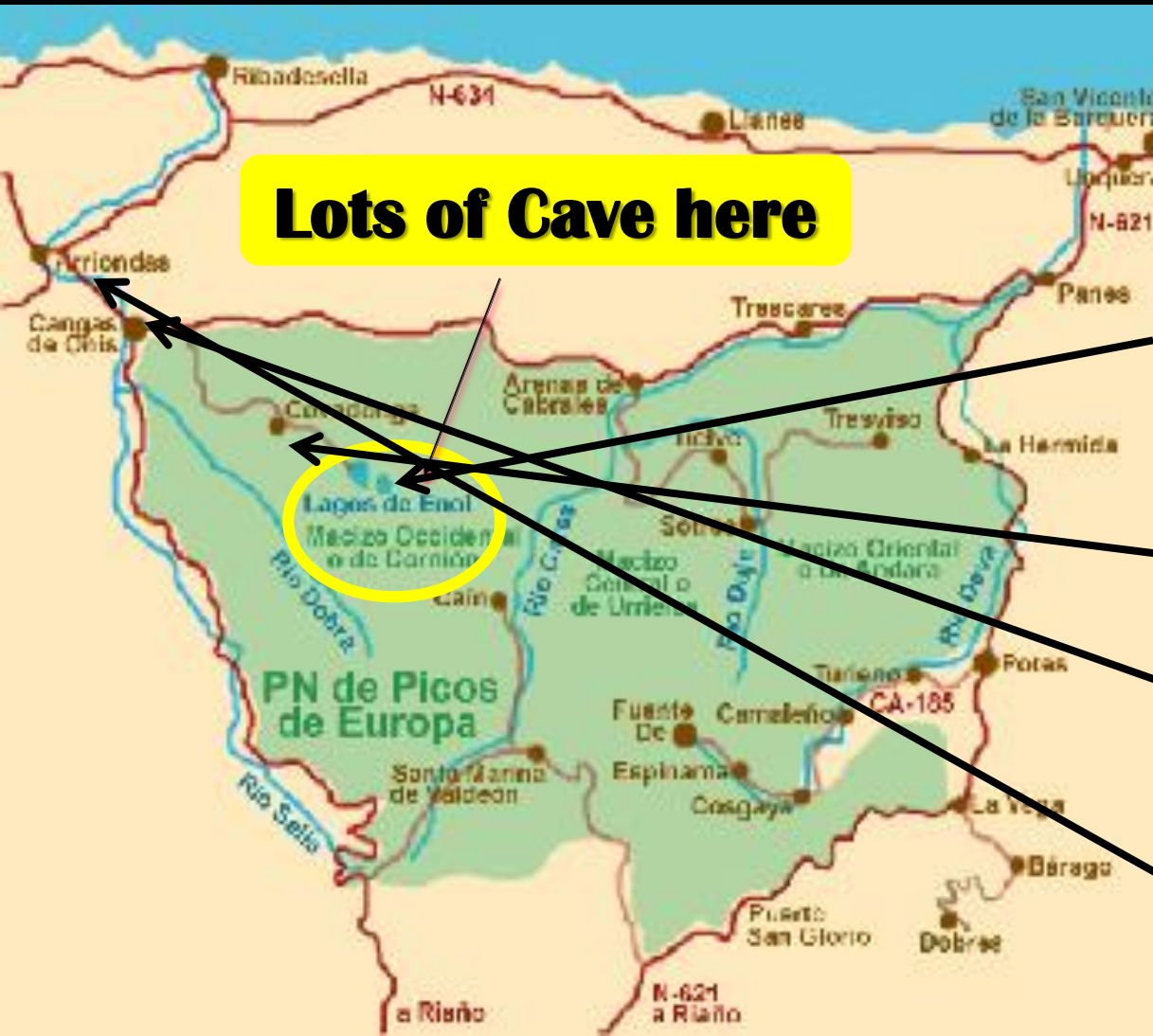


Permit: 17th June to 30th July

**Expo will be for 4-5 of these weeks, TBC at
meeting in Feb**

Chat to us about best times, durations and free slots

Where?



Picos de Europa

Car Park @ Los Lagos

Nearest Village –
Covadonga

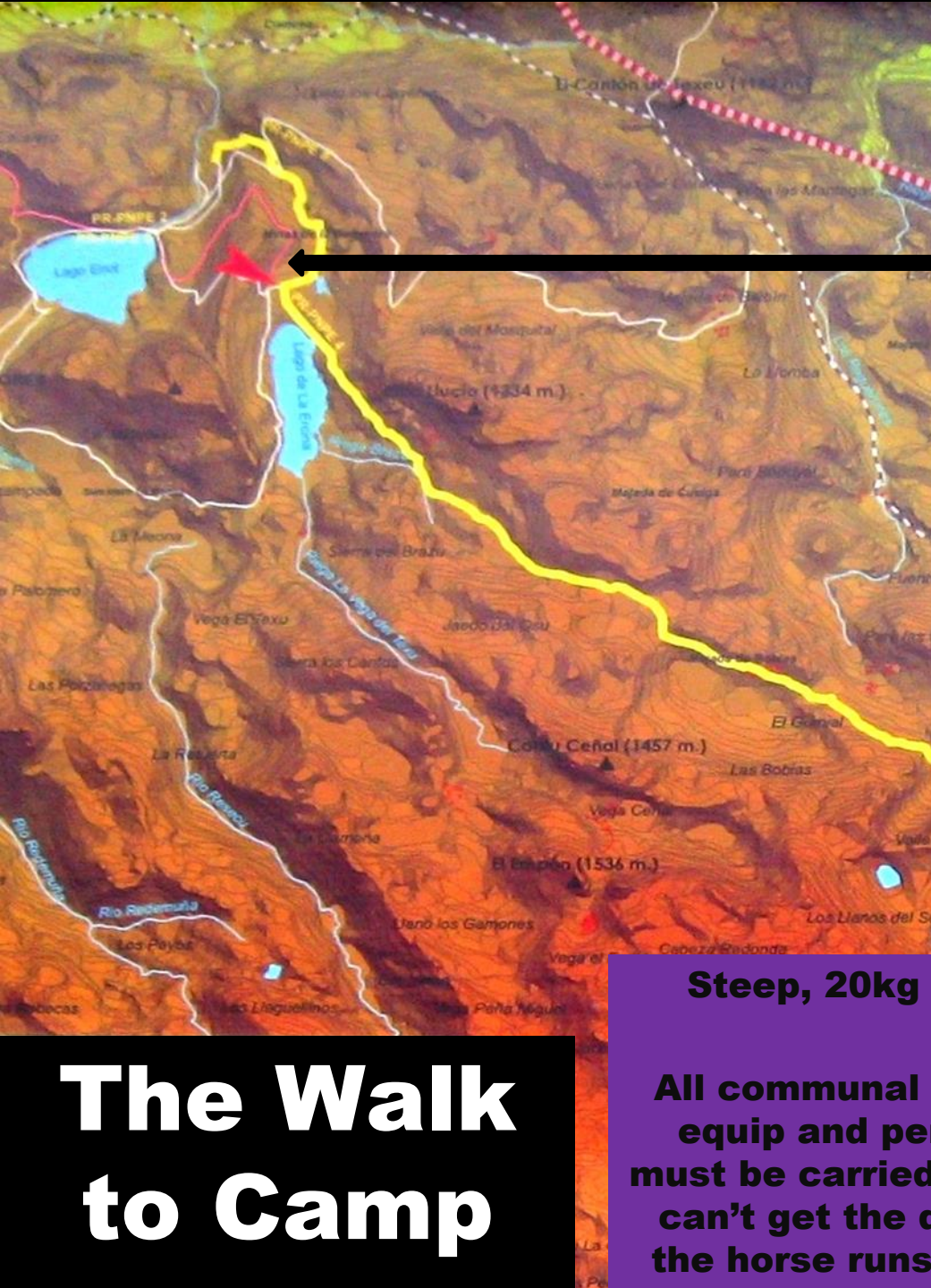
Where we food shop –
Cangas des Onis

Bus station if going
to/from Bilbao -
Arriondas

Airports (in order of proximity);

- **Asturias (aka Oviedo; airport code OVD)**
- **Santander**
- **Bilbao**
- Transfers from airports –
- **BEST OPTION RENT A CAR BETWEEN A GROUP OF YE, A MUST IF DOING <10 DAYS, as public transport is very time consuming and depending on your flight often not possible to get up the hill in the same day.**
- **Bus timetables at <http://www.alsa.es/portal/site/Alsa>;**
- **Bus from Aeropuerto Asturias to Oviedo, then Oviedo to either Cangas de Onis or (better) Covadonga.**
- **Transfers from Bilbao or Santandar - bus to Arriondas and then to Cangas des Onis.**
- **If you are a first timer we will send someone down the hill to Los Lagos (where we park) to bring you up the hill.**
- **Buses can take you from the road head (Los Lagos), to Covadonga (nearest village to us) and the nearest town Cangas de Onis, and on to Arriondas. The Lagos to Covadonga bit isn't always on the web, but there are timetables printed when you get there. You may also be able to get a lift to Cangas if a shopping party goes down on the day of your departure.**
- **Trains available but slower.**

The Car Park



VEGA DE ARIO



Steep, 20kg + carries

**All communal food, expo
equip and personal kit
must be carried by all if we
can't get the donkeys or
the horse runs off again!!**

The Walk to Camp

Accommodation -

Camping &/or Refugio

Refugio typically €10 a night

3 course hefty meal - €15

Breakfast €5 – €10 depending on meat etc

Logistically Refugio stay very preferable if staying <10 days

Communal food – logistics TBC as a group



www.refugiovegadeario.com

Refugio Vega de Ario



www.refugiovegadeario.com

Washing Facilities

There can be severe water and electricity shortages at the refugio weather depending, so pack accordingly. Consider alternatives to charging batteries i.e. a module that takes AA's in your lamp and accept the fact that you'll be a stinky tramp before long ;-)



OBJECTIVES

2017

The KEY -
2/7 (1850m)

C4 – Verdellengua
1.5 hr walk from Camp
Steep, hazardous ground

Cares gorge -
Culiembro

**Recce the
higher caves**
(1950 – 2220+m)



**Ario bowl –
with refugio**

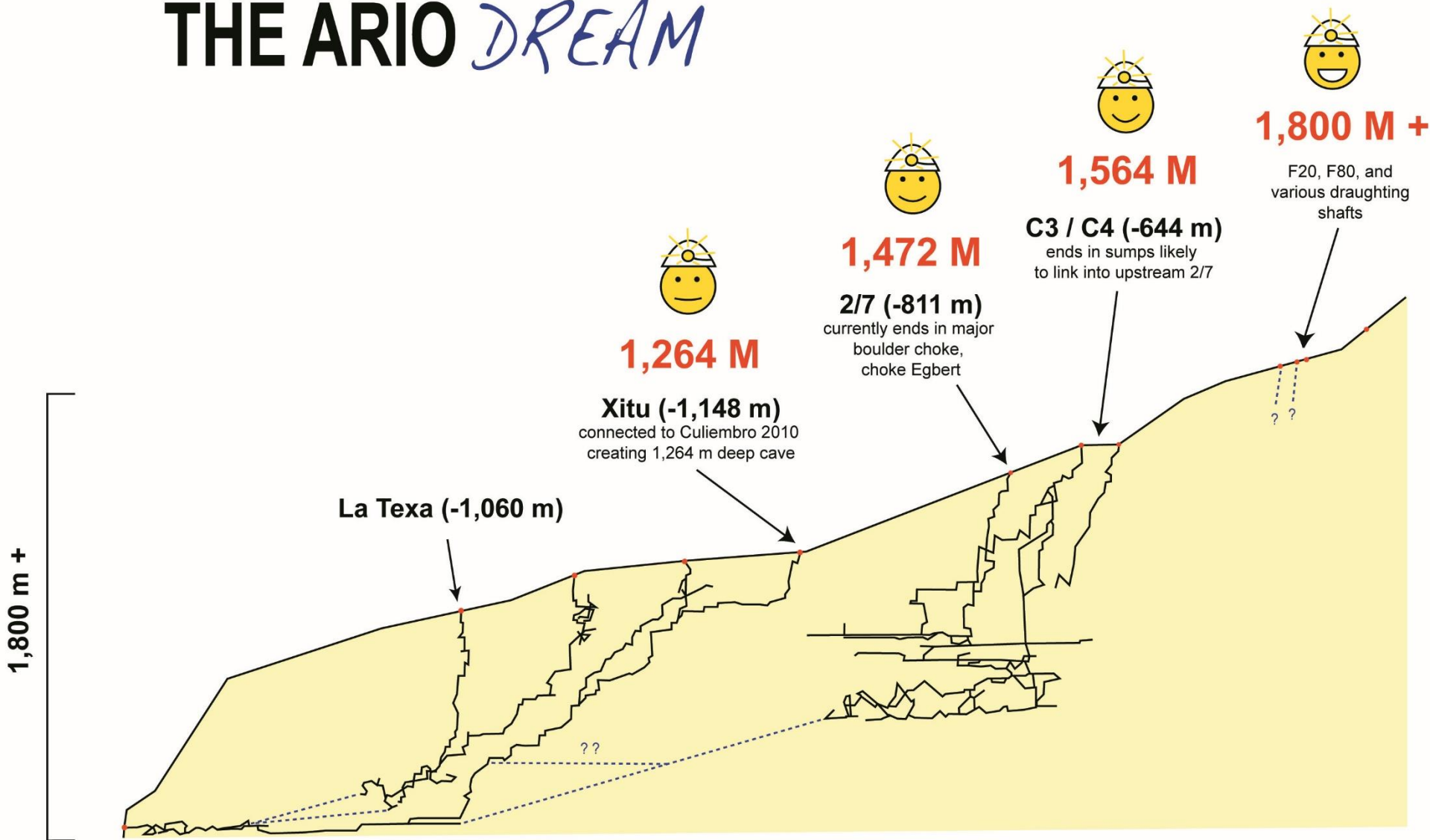
This is where the future lies –
**Prospecting,
Exploring,
Dye tracing,
Chemical, physical (&
psychological?) persuasion**

Digs –
way around
Choke Egbert &
Valley of the dry
bones

C4 objectives - primary

- Exploratory diving
- 100m bolt climb in the Sanctuary
- 26m waterfall to climb/bolt
- F64 inlet, very short climb to open passage
- Tinkle Tankle passage, capping – big draft there
- Climb up into drafting phreatic passage over sump

THE ARIO DREAM




Cueva Culiembro

Resurgence at altitude ~430m (water emerges at ~340 m)

Major stream passage continues up towards 2/7...

COSTS –



- Caymen island offshore A/C details coming soon 😊
- £50 deposit ASAP so we can get buying equipment & likely another £50 depending on funding accrued etc. Hopefully less!
- Refugio – €10 pppn, <http://www.refugiovegadeario.es/>
- Generous portioned dinners and breakfast available at the refugio. €15 for 3 course ‘meaty’ dinner and €10 for cooked breakfast. Not as great for veggie’s.
- Caving food can be communally bought & carried up the hill. If enough people interested in budget food, we can rent a donkey between us.
- Car Hire has been around £60 – 80 each for a 2 week stay with 4 in the car – booking early IMPORTANT as June/July prices can hike up

More info:



- ❖ [@groups/ariocavesproject](#)
- ❖ [@ArioCavesProject](#)

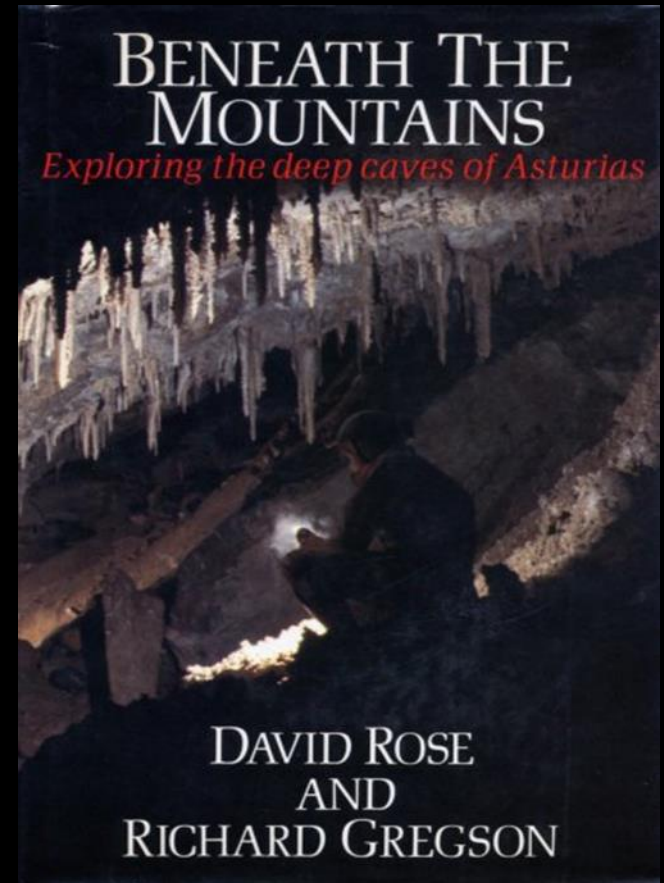
OUR WEBSITE: ariocavesproject.com/

www.sidetracked.com/ario-caves-project

Descent (231) & Descent (232)

OUCS Website = www.oucc.org.uk/expeditions

EMAIL: ariocavesproject@gmail.com




[Read beneath the mountains @](#)

<http://www.oucc.org.uk/btm/beneath.htm>

Who wants to go on an expo lead by these two feckin eejits?

Mike Bottomley

Steph Dwyer



Contact us: mikeb@terradat.co.uk; steph.dwyer@gmail.com

Google Groups – ariocavesproject, Find us on facebook: Ario Caves Project

Not a bad view to come out to?

